

၅

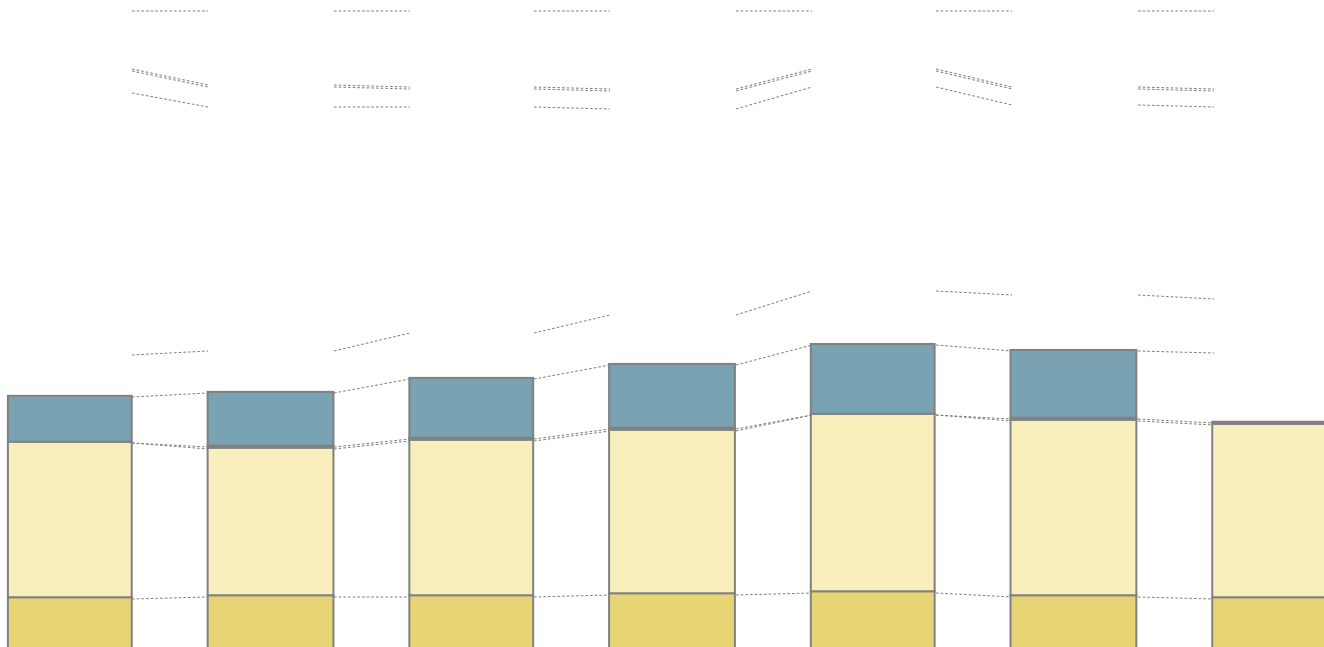
၆၁



၆၂

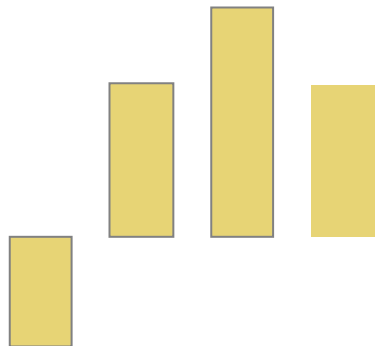
၆၃

၆၄











面 書

- 面 書 NP 2013-17 面 書 - 面 書
- 3
- 面 書

面 書

面 書

面 書

面 書

面 書

Ⓜ

Ⓜ

Ⓜ
Ⓜ

Ⓜ
Ⓜ

Ⓜ
Ⓜ

Ⓜ
Ⓜ
Ⓜ


Ⓜ
Ⓜ
Ⓜ

Ⓜ
Ⓜ
Ⓜ
Ⓜ
Ⓜ



Aspiration

To Promote the **sustainable** development of the Angolan economy, increase **non-oil income and production**, increase **job creation** and promote **exports of goods and services**



Ⓜ
Ⓜ

- Ⓜ
Ⓜ
- Ⓜ
Ⓜ
- Ⓜ
Ⓜ
- Ⓜ
Ⓜ

Agro-

Aspiration

To Promote the **sustainable** development of the Angolan economy, increase **non-oil income and production**, increase **job creation** and promote **exports of goods and services**

**Main
Clusters**

**Necessary
conditions**

၆

၈၆ ၂

၆
၄

၆

၆၇

၆၈

၆၉

၇၀

၇၁

၇၂

የገንዘብ ጥቅም ስልጠና 22.6

የገንዘብ ጥቅም ስልጠና 41.000

ገንዘብ ጥቅም ስልጠና	ብድር ቁጥር	ገንዘብ (M)	የገንዘብ ጥቅም ስልጠና
የገንዘብ ጥቅም ስልጠና	14	3,141.9	11,558
የገንዘብ ጥቅም ስልጠና	4	479	373
የገንዘብ ጥቅም ስልጠና	3	NA	500
የገንዘብ ጥቅም ስልጠና	6	2,260.8	3,019
የገንዘብ ጥቅም ስልጠና	3	4,066	6,863
የገንዘብ ጥቅም ስልጠና	2	2,735	2,989
የገንዘብ ጥቅም ስልጠና	4	9,468	15,950
ጠቅላይ	36	22,700	41,000

𐌲 𐌳 𐌴 𐌵 𐌶 𐌷 𐌸 𐌹
 𐌺 𐌻 𐌼 𐌽 𐌾 𐌿 𐀀 𐀁

𐌲 𐌳 𐌴 𐌵 𐌶 𐌷 𐌸 𐌹 𐌺 𐌻 𐌼 𐌽 𐌾 𐌿 𐀀 𐀁

𐌴
 𐌵
 𐌶
 𐌷

- 𐌲𐌳𐌴𐌵
- 𐌲𐌳𐌴𐌶
- 𐌲𐌳𐌴𐌷
- 𐌲𐌳𐌴𐌸
- 𐌲𐌳𐌴𐌹
- 𐌲𐌳𐌴𐌺
- 𐌲𐌳𐌴𐌻
- 𐌲𐌳𐌴𐌼
- 𐌲𐌳𐌴𐌽
- 𐌲𐌳𐌴𐌾
- 𐌲𐌳𐌴𐌿

𐌲
 𐌳
 𐌴

𐌴 𐌵 𐌶 𐌷 𐌸 𐌹 𐌺 𐌻 𐌼 𐌽 𐌾 𐌿 𐀀 𐀁



AVI

TE

EN

B



a



It is the 2014 C...

16th, 24.383,301

in 1.803,488 and 2.579,813 in

48% and 52%

It is the 2014 C...

in 1.803,488 and 2.579,813 in

in 1.803,488 and 2.579,813 in

48% and 52%

in 1.803,488 and 2.579,813 in



- **En** **fit-Hed**
Aug **the**
Aug **the**
2008; **70% i2001 to 36.6% i**
- **1997** **to**
2000 **to 2013, 64.5 i2000 to 51.9 i2013;**
- **Rita**



Ad ~~the~~ 73% in 2013, ~~at 0~~ ~~up~~
to 50%. In 2008 ~~was~~ 5.6% ~~at~~ 2011 ~~to~~



2012 年

52,593 比 2010 年 58,564 年 2012 年 93.8%

9.3% 増加

増加

年

年

年			
年	2010	2011	2012
年	122.6	105.5	93.8
年	142.6	161.1	155.7
年	28.1	35.8	37.9

2002 70-
80%
30%
10%

80%

Si
100%
100%
100%
100%

100%

面

目