





Transforming Our World by 2030







Global Indicator Framework




Relevance of Demographic Evidence




Leaving no one behind



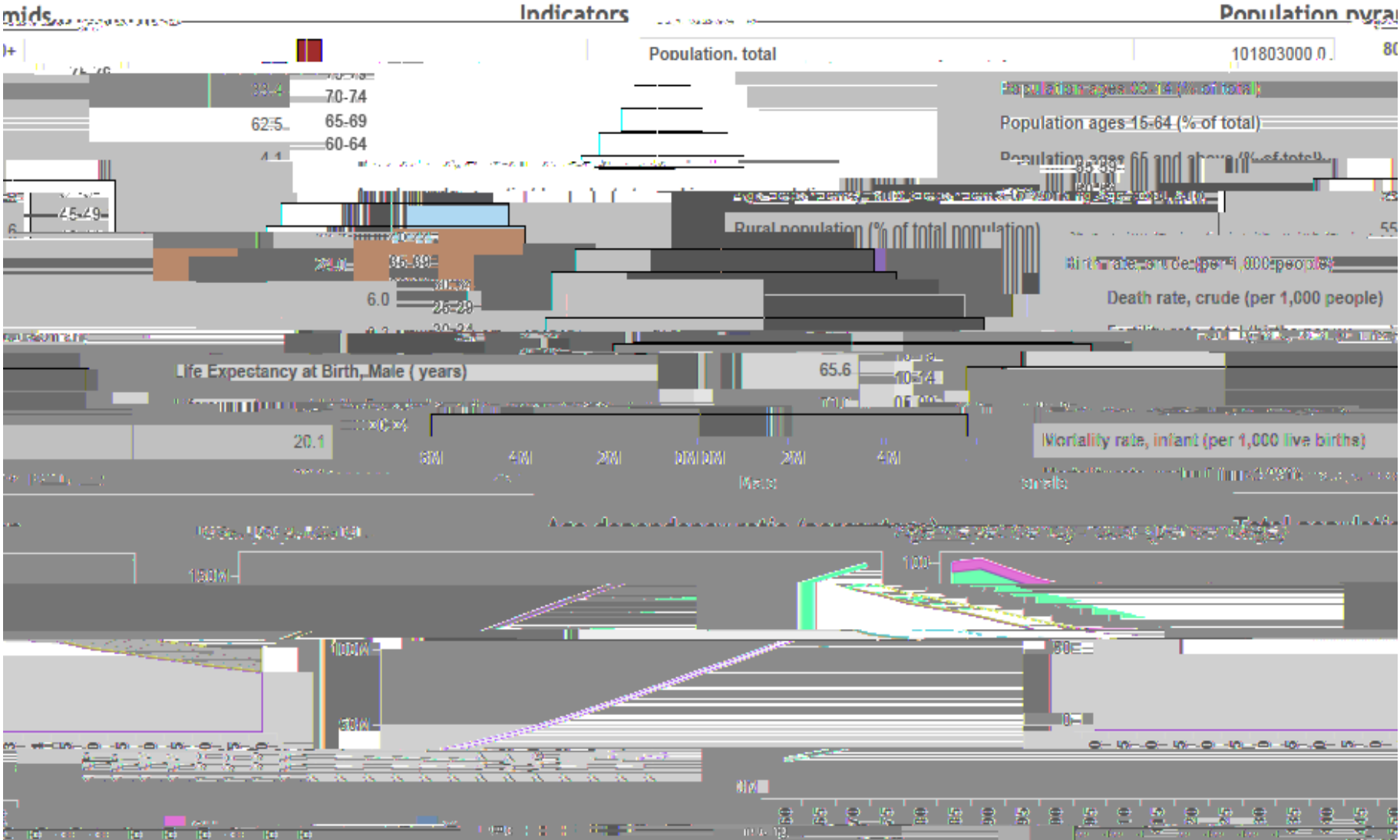
2.0B are in East Asia and the Pacific developing countries

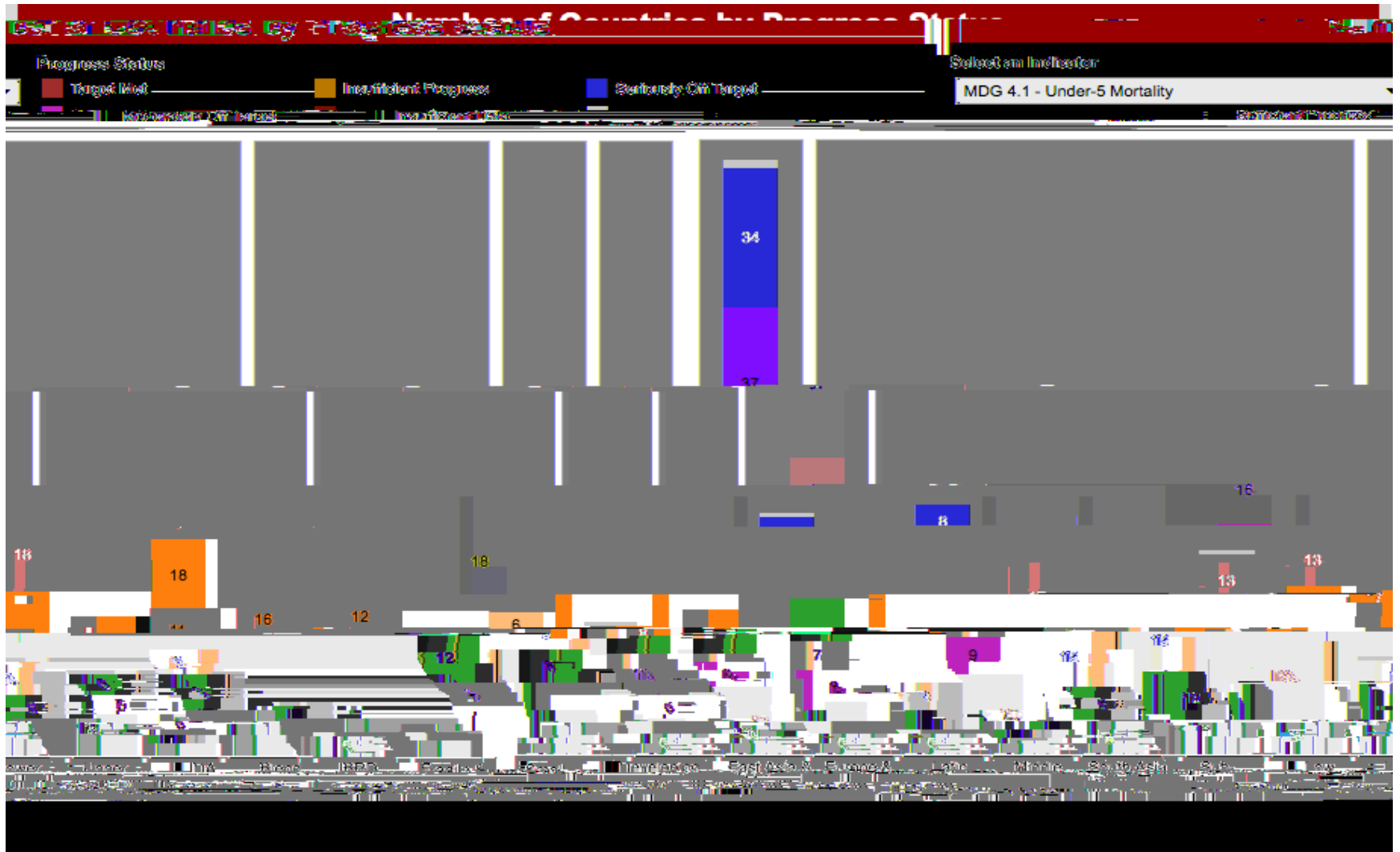






101.8M are in the Philippines


Select a year : ◀ ▶ Select a country / group :









REPUBLIC OF THE PHILIPPINES
PHILIPPINE STATISTICS AUTHORITY






Indicator	Women	Men	Reference Period/Source
<i>Education</i>			
Functional Literacy Rate (%) 10-64 years old	92.0	88.7	2013/ FLEMMS, PSA
Basic Literacy Rate (%) 10 years and over	97.0	96.1	2013/ FLEMMS, PSA



Indicator	Women	Men	Reference Period/ Source



Indicator


Women

Men



Source


Health and Nutrition

Maternal Mortality Ratio ^{d/}	221	e/	2011/ FHS, PSA
Proportion of Obese ^{f/} (%)	8.3	5.2	2013/ NNS, FNRI
Proportion of Underweight Children 0-5 Years Old ^{g/}	20.5	19.4	2013/ NNS, FNRI
Proportion of Stunted Children 0-5 Years Old ^{h/}	29.1	31.5	2013/ NNS, FNRI
Proportion of Overweight Children 0-5 Years Old ^{i/}	4.6	5.4	2013/ NNS, FNRI
Household Population with Disability	708,807	733,779	2010/ CPH, PSA
Most Common Type of Disability	Difficulty in seeing, even if wearing	Difficulty in communicating usual language	2010/ CPH, PSA




REPUBLIC OF THE PHILIPPINES
PHILIPPINE STATISTICS AUTHORITY







Need to do more: How?




Need to do more: How?



Need to do more: How?




Strengthening Civil Registration and Vital Statistics (CRVS)



REPUBLIC OF THE PHILIPPINES
PHILIPPINE STATISTICS AUTHORITY

Asian and Pacific CRVS Decade 2015-2024





President declares 2015-2024 as CRVS decade in Philippines



