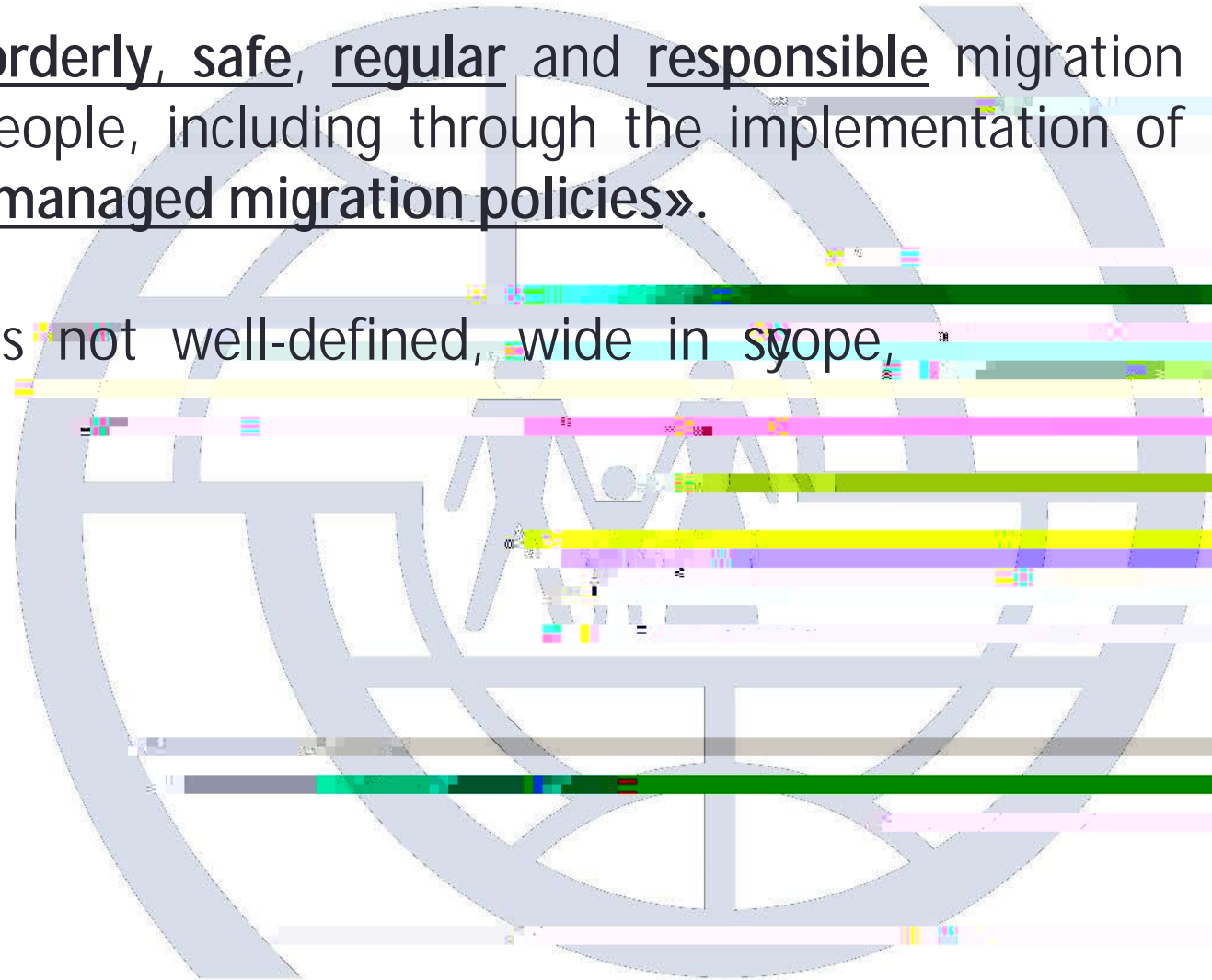


10.7 Well-



Goal 10 : Reduce Inequality Within and Between Countries

- **10.7** « Facilitate orderly, safe, regular and responsible migration and mobility of people, including through the implementation of planned and well-managed migration policies».
- **Challenge** - terms not well-defined, wide in scope,



10.7 Migration Policy Terminology

IOM Glossary : Planned and well-managed migration policies – not explicitly defined but included in references to migration management, migration governance and facilitated migration.

Migration management... refers to the planned approach to the development of policy, legislative and administrative responses to key migration issues.

Facilitated migration – fostering or encouraging regular migration – for example through streamlined visa application process.

Migration governance – system of institutions, legal frameworks, mechanisms and practices aimed at regulating migration and protecting migrants

Well managed migration could include measures on

- Fulfillment of human rights
- Policy on in- and out-migration
- Identity management, passports and visas
- Managing borders
- Practices to support fair recruitment, integration, social cohesion
- Non-discrimination measures and laws
- Managing returns and reintegration
- Developing, transferring, retaining and returning skills
- Policies related to health, social services, justice and education
- Understanding employer and union interests


...and the list goes on....

Consensus exists but no internationally agreed



Migration Policy Indexes

Composite indexes comprised of



Index domains – a potential framework

- y Ideally an index should capture policy inputs and outputs, process and outcome indicators.
- y Should take account of country context.
- y Should be developed in consultation with governments and civil society.


An index could track:



10.7 Potential data sources

-





Conclusion

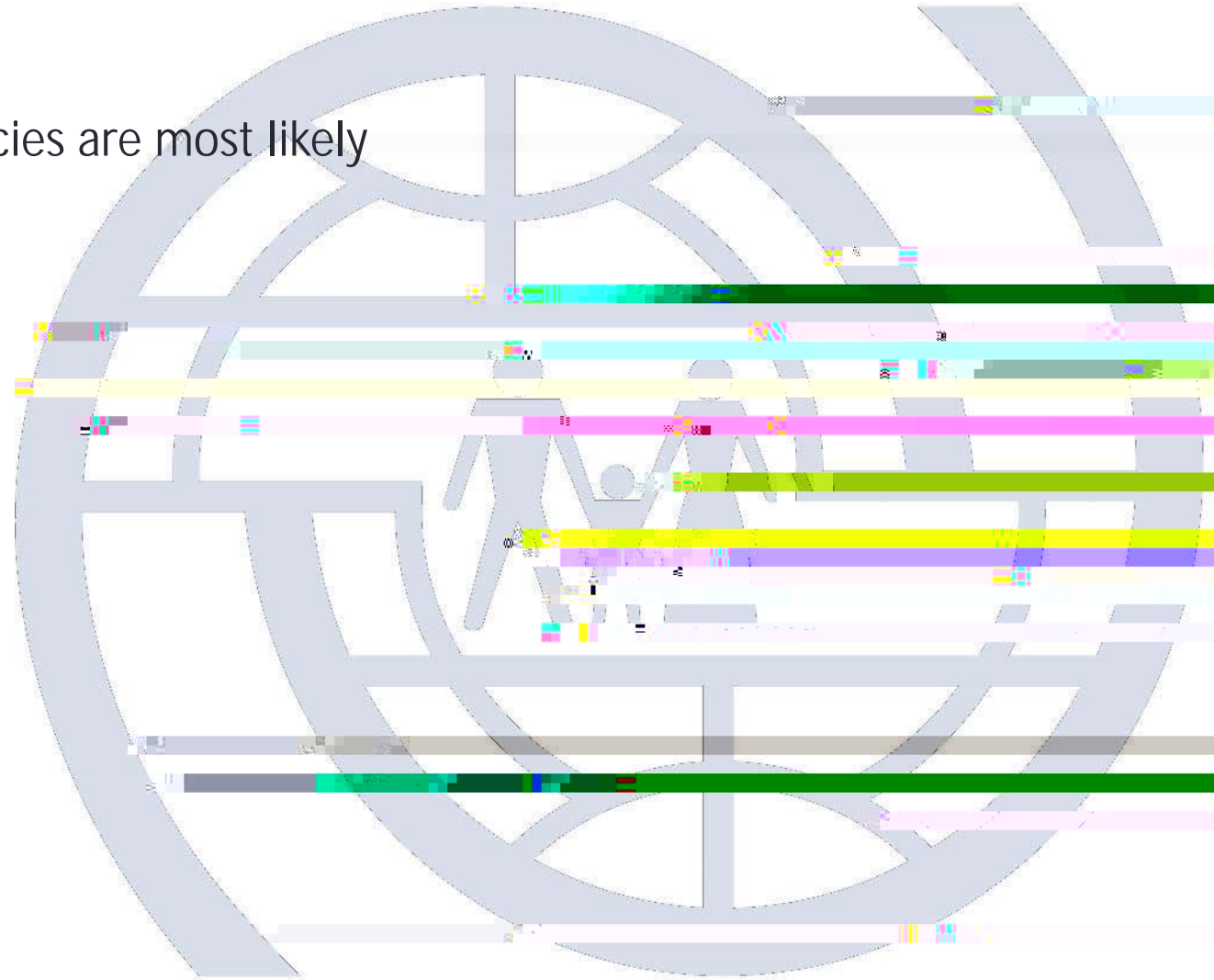
- y 10.7 migration target difficult to measure, but historic opportunity to define and track progress towards better migration governance.
- y Extensive





10.7 Migration and Inequality

Which migration policies are most likely



What will it cost?

y Share of official aid allocated to statistical development halved between 2011-2012 –to only **0.16 per cent of all aid.**

y

