

# GALLUP WORLD POLL

## And Migration

November 2007

Gerver Torres



# To know how we are doing...

Gallup has created eight indexes to better understand how the world fares on key subjective aspects of success...

- › Leadership
- › Law & Order
- › Food & Shelter
- › Work
- › Economy
- › Health
- › Wellbeing
- › Citizen engagement

Working on some others, including a migration index

# And a monitor for quick, easy access to data



# Subjective Well-being is a Major Theme

Limitations of traditional indicators:

“Quality of life—human happiness—is determined by many other things than physical goods and services. Even the alternative economic measures of standard of living and discretionary income do not take these factors into account” Wikipedia

That conclusion has led to the creation of alternative indicators:

- › Human Development Index (HDI)
- › Genuine Progress Indicator (GPI)
- › Gross National Happiness (GNH)



# Good News

- › People around the world are faring well.
- › They are doing better than 5 years ago.
- › They expect to do even better in the future.

# Well-being Yesterday, Today, Tomorrow

5 -

Today

5 +

Region	Mean	St D
Lat America	5.70	2.72
Africa	4.08	2.21
Asia	4.17	2.20
Europe	5.77	2.24
G8	6.12	2.27
World	4.72	2.40

Region	Mean	St D
Lat America	6.29	2.38
Africa	4.47	2.02
Asia	5.02	2.01
Europe	6.01	2.18
G8	6.68	1.96
World	5.37	2.18

Region	Mean	St D
Lat America	7.90	2.49
Africa	6.61	2.54
Asia	6.64	2.22
Europe	6.61	2.55
G8	7.33	2.34
World	6.85	2.35







# High variability

	Percentage	
› Treated with respect (Portugal – Nepal)	97	35
› Sadness (Armenia – Myanmar)	41	.04
› Depression (Ethiopia – Mauritania)	50	.02
› Boredom (Morocco – Netherland)	50	.07
› More days like yesterday (Kuwait – Georgia)	86	34

# GDP Seems to Explain a Lot at country level

Log GDP per capita and the ladder:

$$r = .83$$

# Questions on Migration

There are 16 direct questions on migration in the World Poll:

- › Ideally, if you had the opportunity, would you like to move permanently to another country, or would you prefer to continue living in this country?
- › To which country would you like to move? (Open ended and code)
- › Have any members of your household, aged 15 to 60, gone to live in a foreign country permanently or temporarily in the past five years?
- › For the person who went most recently, what was the highest level of his/her education?
- › In which country does/did he/she live?
- › Does this household receive monetary aid or remittance from relatives living in another country?

# Questions on Migration

- › Approximately, how much money in [local currency] does this household receive from relatives living abroad per month?
- › If for some reason your household stopped receiving these remittances, what would it prevent you or your family from doing?
- › Do you personally know of someone who is planning to move out of [country] in the next 12 months, or not?
- › Do you personally know of someone who was living outside of [country] and returned in the past 12 months, or not?
- › Do you have relatives or friends who are living in another country whom you can count on to help you when you need them, or not?
- › Were you born in this country, [country], or not?



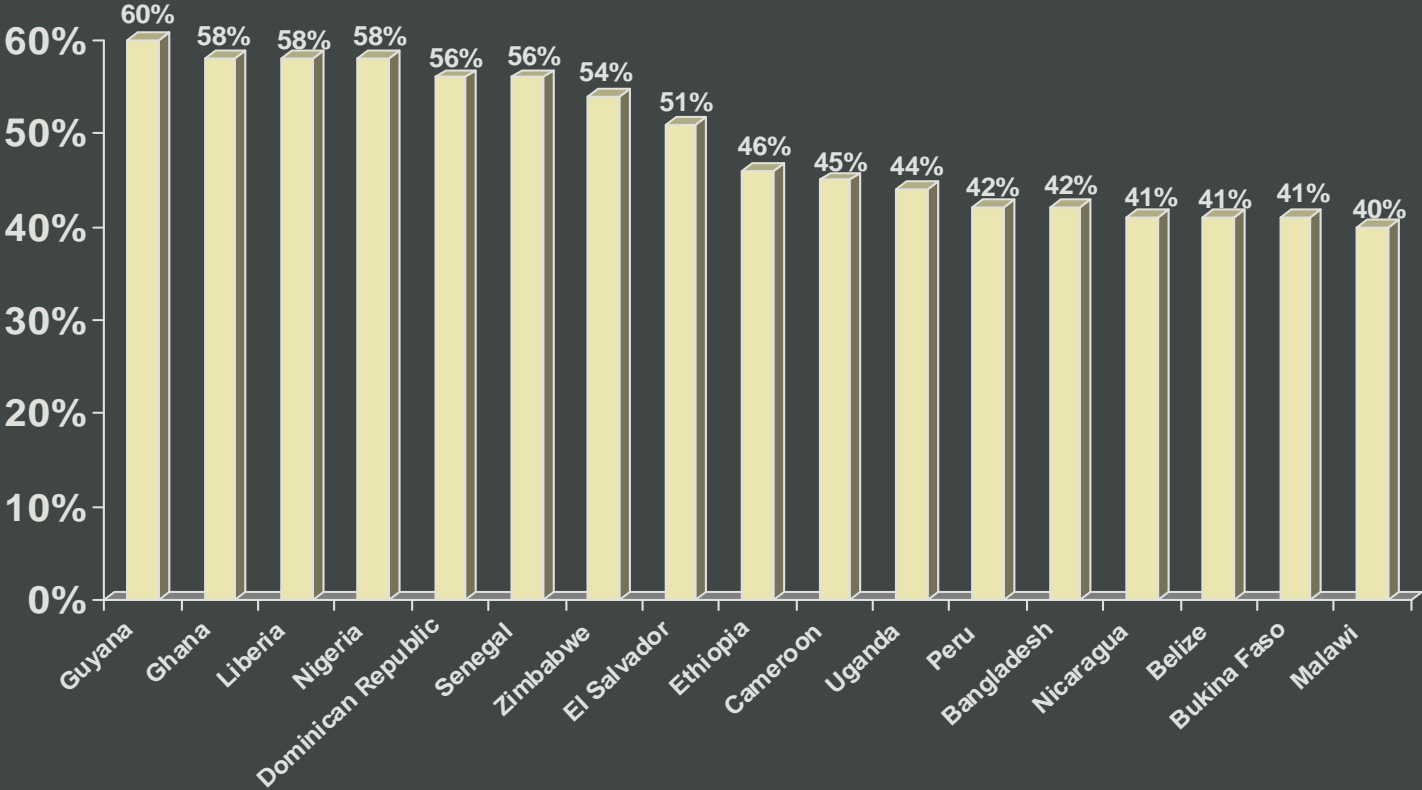





# Countries with High Desire to migrate (40%-60%)

Ideally, if you had the opportunity, would you like to move permanently to another country, or would you prefer to continue living in this country?

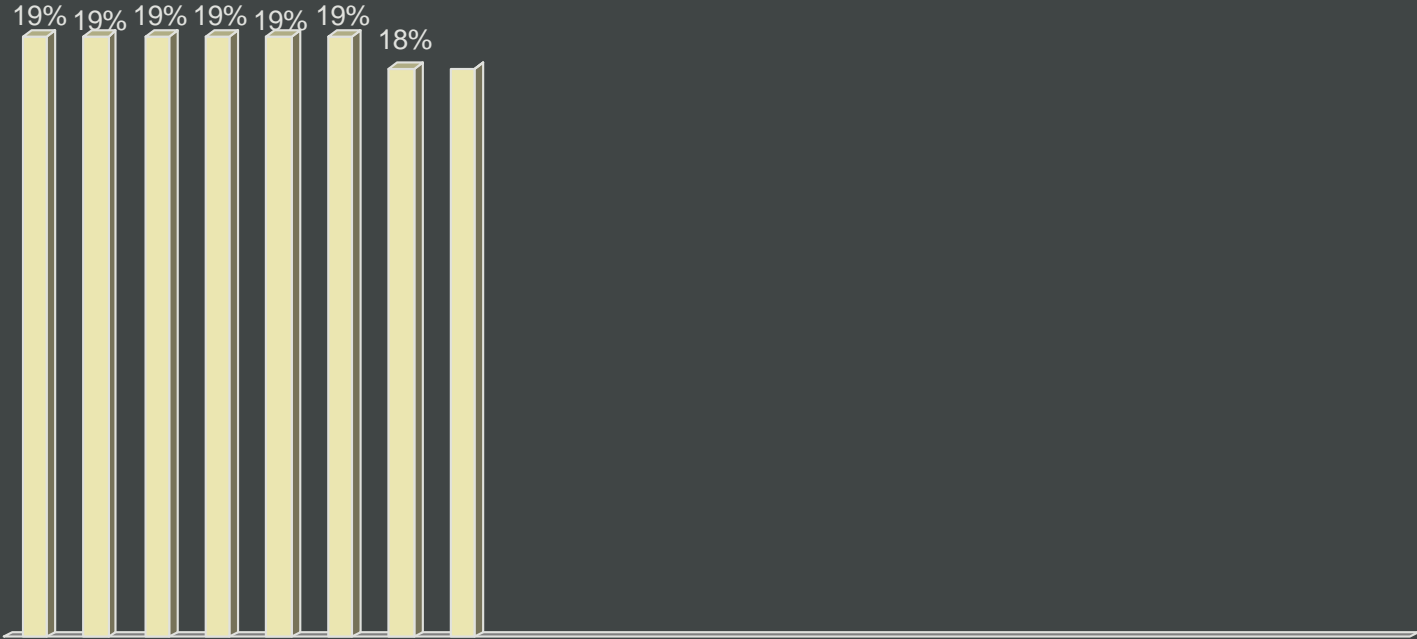
(% would move)



# Countries with Medium Desire to Migrate (20%-39%)



# Countries with Low Desire to Migrate (1%-19%)





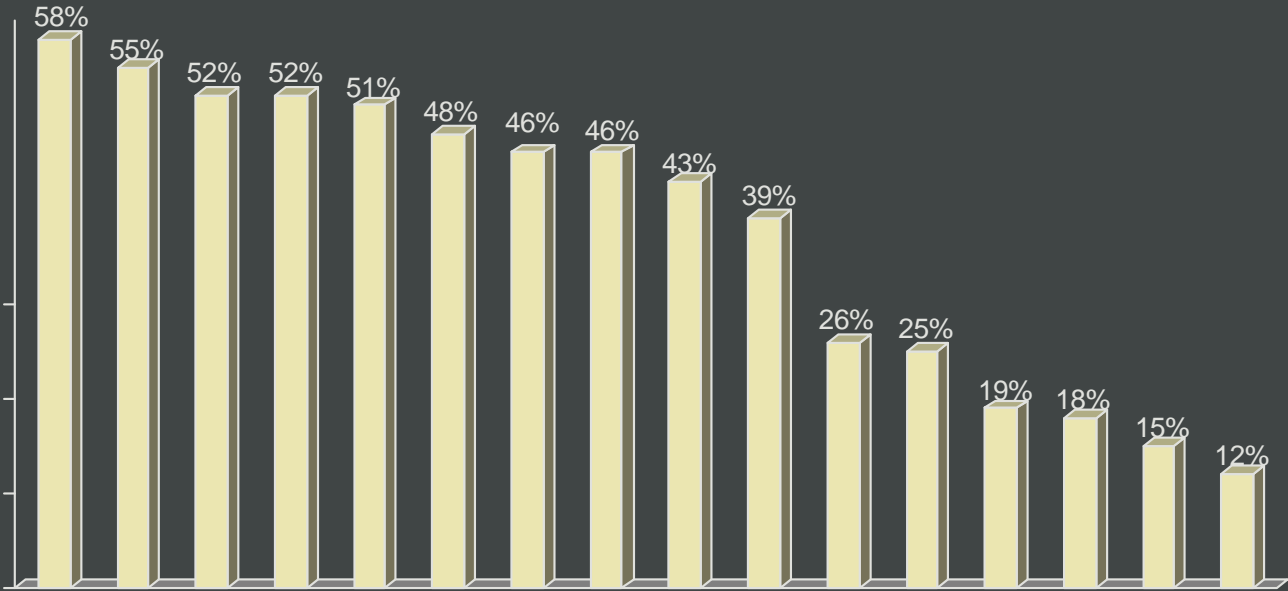
# Migration in Latin America

	%	MM
Would migrate if they could	24	144
Are planning to migrate	12%	72
Know someone with a plan to migrate	22%	132
Member of household migrated in past 5 yrs	9%	54
Household receives remittances	21%	31.5

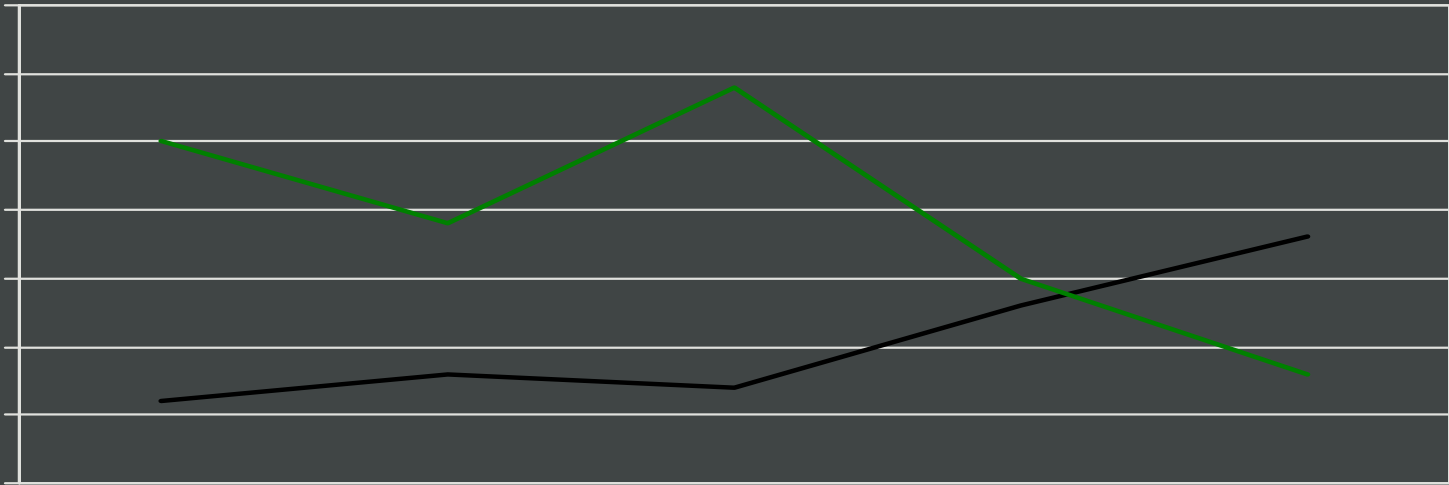
# Desire to Migrate in Latin America



# Not all are Heading North



# Central America: A dramatic case

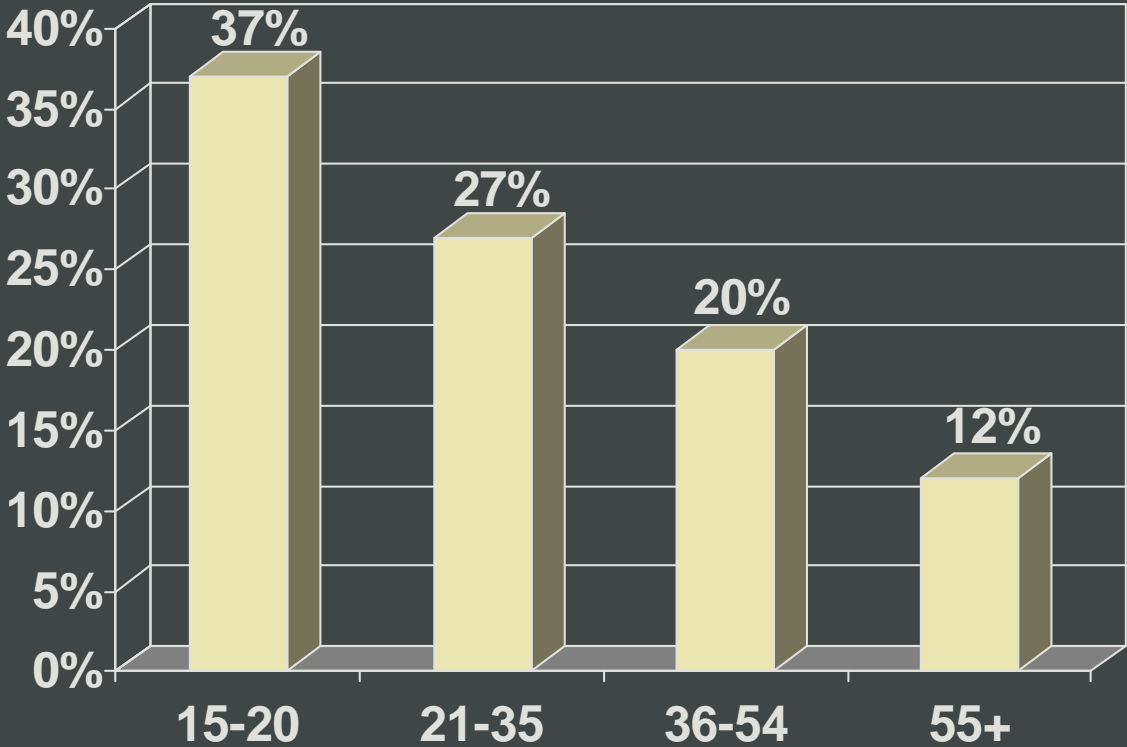




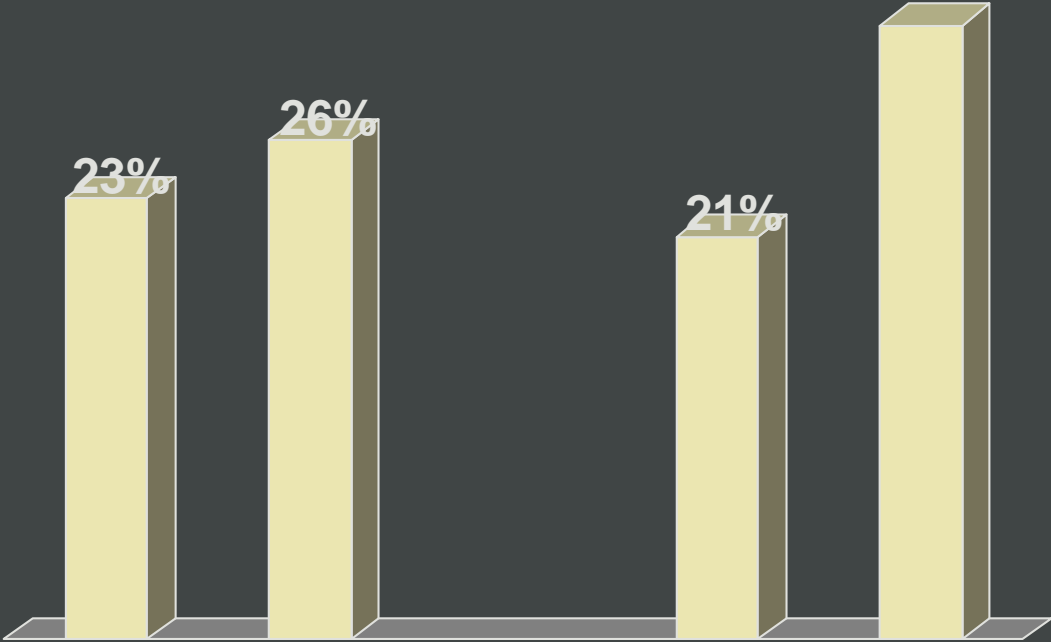
# Latin America's Youth on the Go

Ideally, if you had the opportunity, would you like to move permanently to another country, or would you prefer to continue living in this country?

(% would move by age group)



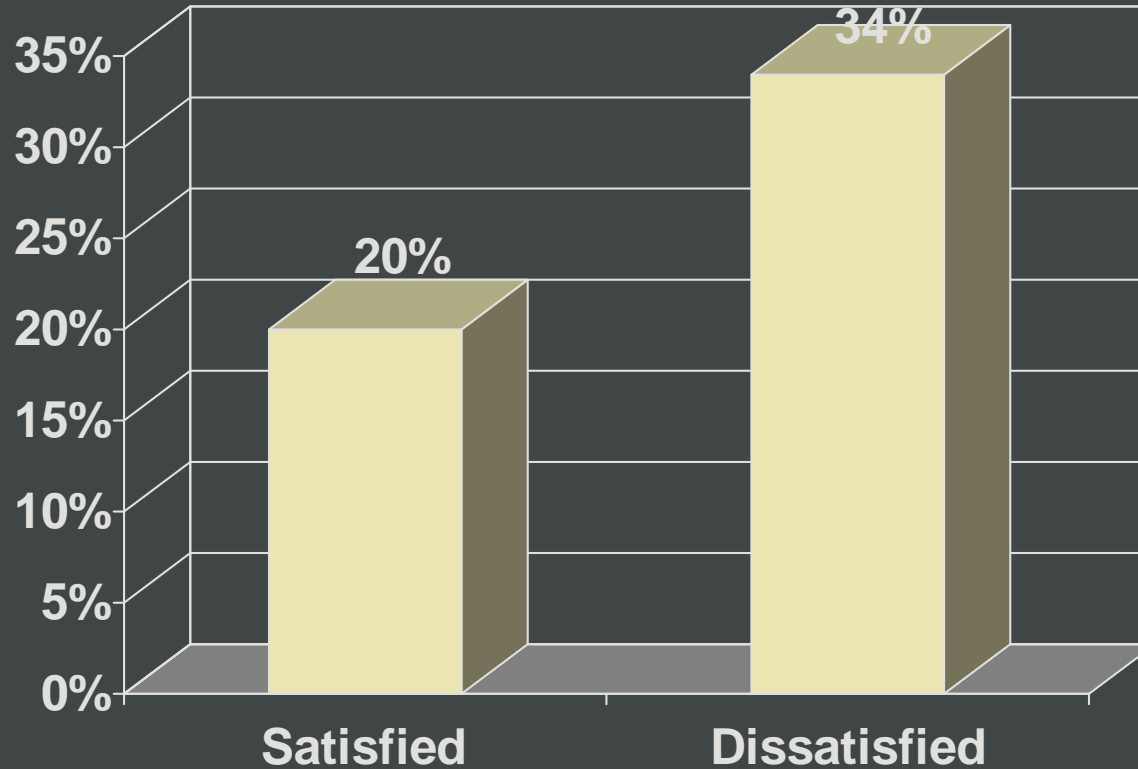
# Latin Americans Who Wish to Migrate Seek Quality Jobs as Opposed to “Just Jobs”



# Latin Americans Who Wish to Migrate Seek Greater Personal Freedoms

Ideally, if you had the opportunity, would you like to move permanently to another country, or would you prefer to continue living in this country?

(% would move by Satisfaction with Country's Freedom)



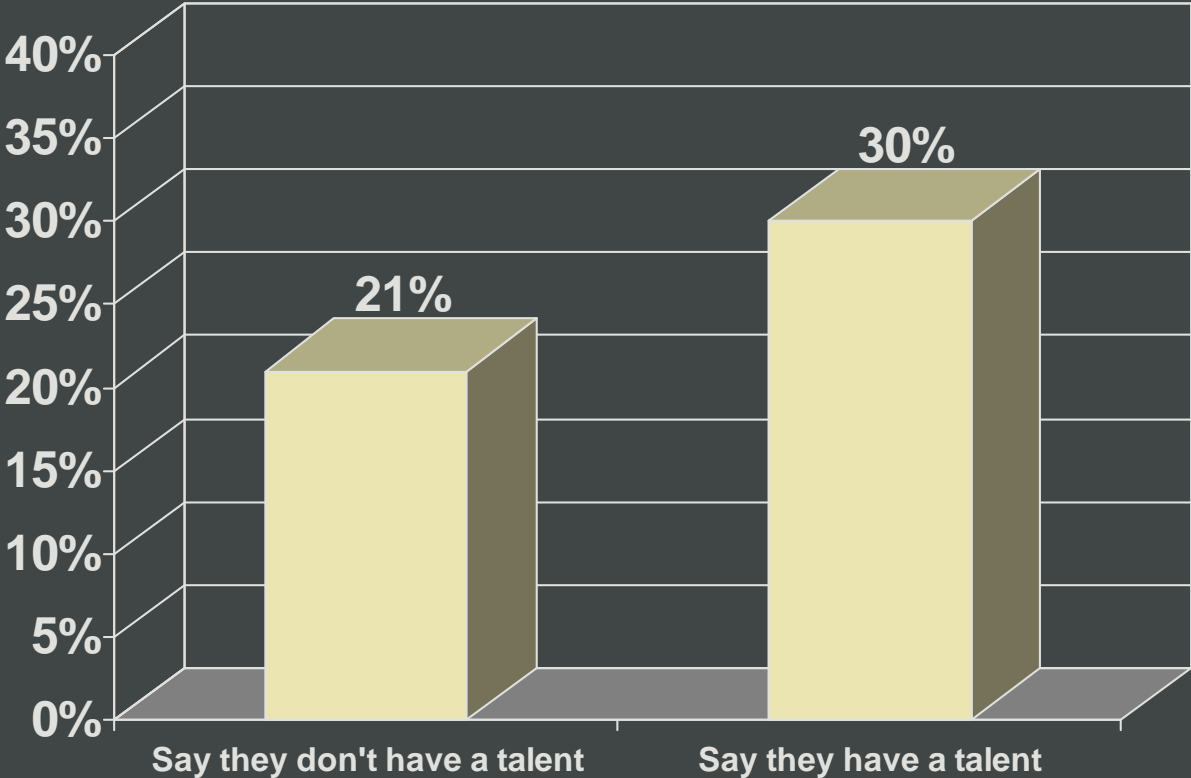
Question wording: "In this country, are you satisfied with your freedom to choose what to do with your life?"



# Latin Americans Who Wish to Migrate are More Likely to Say They Have a Talent

Ideally, if you had the opportunity, would you like to move permanently to another country, or would you prefer to continue living in this country?

(% Would Move by Belief of Having a Talent)

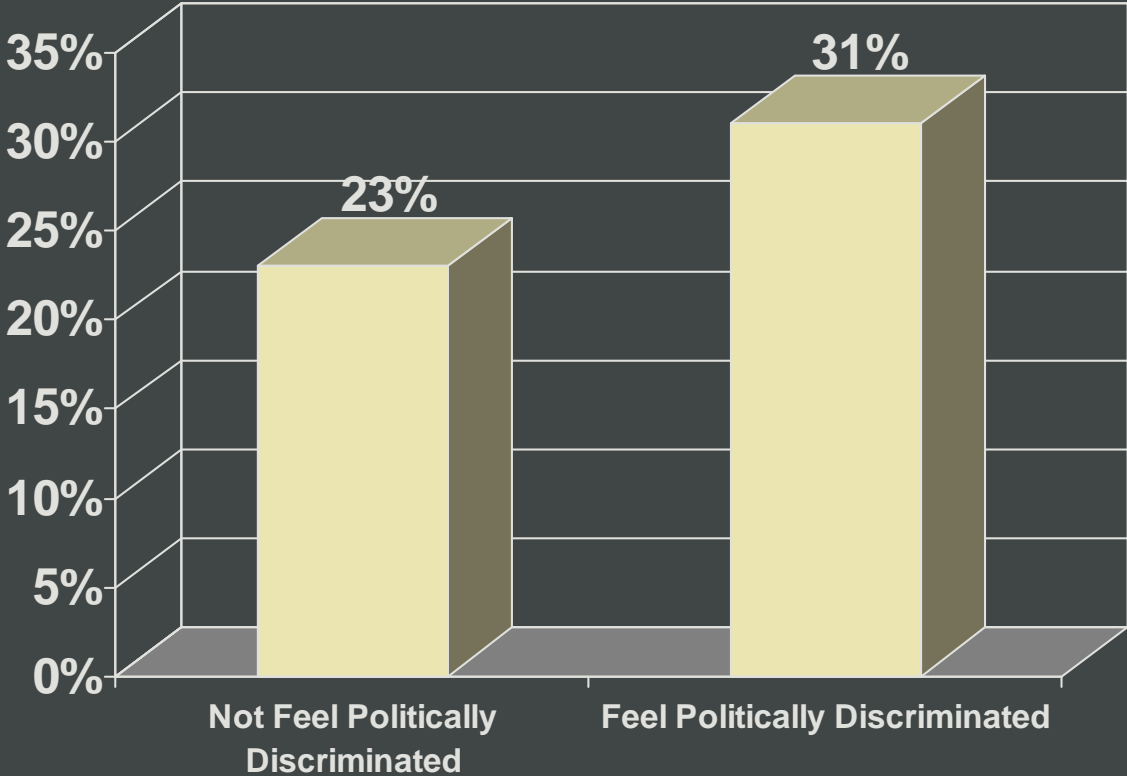


Question wording: "Do you have a talent or something you can do better than most people you know?"

# Latin Americans Who Wish to Migrate are More Likely to Feel

Ideally, if you had the opportunity, would you like to move permanently to another country, or would you prefer to continue in this country?

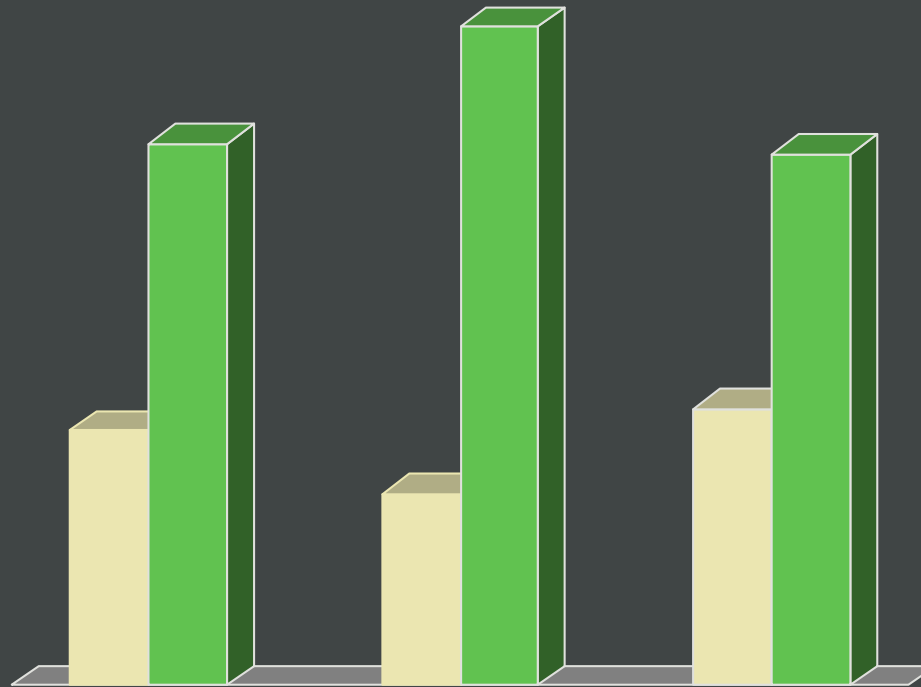
(% would move by Experience of Political Discrimination)



Question wording: *Imo, you o any reyous been denied an oppotity toe poicaidea*

s?

# For Latin Americans Migration is a “Win, Win” Deal



# Gallup Organization

Gerver Torres

Managing Partner

Gallup Organization

Washington D.C

[Gerver\\_Torres@gallup.com](mailto:Gerver_Torres@gallup.com)

Phones: 202-7153030

1-877-242-5587