

Centre

International Migration in Central and Eastern Europe - current and future trends

Paweł Kaczmarczyk Marek Okólski

Centre of Migration Research and Faculty of Economics

Warsaw University

Outline of the presentation

- £ Introductory remarks
- £ Current migratory trends in CEECs – a brief overview
- £ Causal factors of observed migration behaviour
- £ Selected features of international migration from and to CEE
- £ Future trends
- £ Conclusion – migration and development in CEE

Introductory remarks


- £ **What do we understand under the term 'Central and Eastern Europe'?**
- £ there is no universal definition of CEE
- £ definition applied for purpose of the presentation: former Council of Mutual Economic Assistance (COMECON) countries, excluding ex-GDR and including countries of former Yugoslavia

Introductory remarks (2)

£ Migration data quality:

- £ reasons for inconsistencies or incompleteness
- £ data sources
- £ indicators of data validity

Immigrant stock according to different data sources – UN 2002



Source: Own elaboration based on UN data.

Immigrant stock according to different data

Introductory remarks (2)

£ Migration data quality:

£ Indicators of data validity:

- £ Quality of Immigration Coverage (QIC) à relation between data on immigration as reported by receiving country and sending countries; e.g. Romania: 5%, Poland: 4%, the Slovak Republic: 4%
- £ Quality of Emigration Coverage (QEC) à Romania: 3%, Poland: 16%, the Slovak Republic: 4%, Hungary: 5%
- £ UK: QIC = 163%, QEC = 114%

Key features of migration in the pre-transition period

- £ Majority of long-term population movements directed to the West
- £ Only a few returns recorded
- £ Migration between CEE countries – negligible (apart from the republics of Soviet Union)
- £ Major factors: political factors, economic factors (shortages in supply of basic goods, low incomes, rising value of the dollar), demand factors in the USA and Western Europe

Migration in the transition period


£ Continuation of pre-transition trends

- £ Emigration to the West
- £ Temporary employment in Western Europe

£ New trends in migratory behaviour

- £ Movements between successor states of the ex-USSR
- £ Movements of people in need of protection
- £ Transit migration
- £ Settlement immigration
- £ Immigration of migrant workers

Outflow – emigration to the West from selected CEECs



Ethnicity-based outflow from selected CEECs



Continuation of pre-transition trends

£ **Emigration to the West:**


- £ Constraints – absorptive capacity, tightening of the admission rules
- £ Opportunities – liberal exit rules, liberalisation of immigration policies within CEE à short-term migration strategies

£ **Temporary migration as typical response to socio-economic changes**



Source: Own elaboration based on OECD and Eurostat data.

Outflow – temporary employment abroad - selected CEECs






New migration phenomena

Movements of people in need of protection:

- £ Since 1990 practically all CEECs experienced inflow of asylum seekers and refugees
- £ Flows from within the region:
 - £ Major conflicts: conflicts in the former USSR and in ex-Yugoslavia;
 - £ Example à Hungary: 1988-1995 – around 60 thous. refugees from Romania, 75 thous. from ex-Yugoslavia, 20 thous. from other countries; displaced people from ex-Yugoslavia
- £ Flows from outside the region à Asia and Africa

Inflow of refugees / asylum seekers to selected CEECs



New migration phenomena

Transit movements:


- £ Very heterogenous process:
 - £ Citizens of CEE countries who attempt to migrate to Western Europe
 - £ Citizens of developing countries (transit routes)
- £ Estimates (1993):
 - £ at least 100 thous. migrants of this kind transited through Poland
 - £ at least 140 thous. migrants of this kind transited through the Czech Republic

New migration phenomena

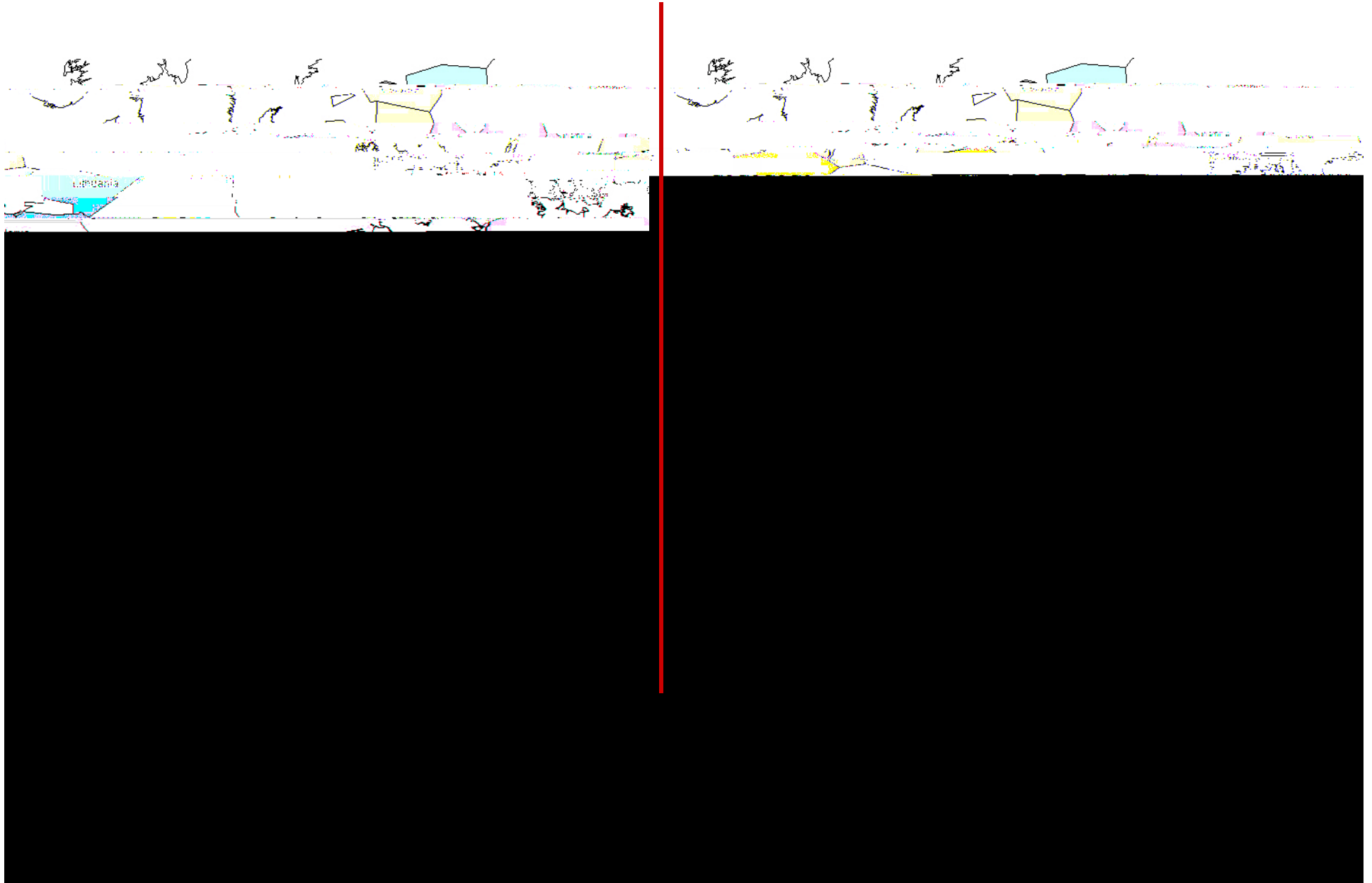
Settlement immigration and the inflow of migrant workers:

- £ Limited regular inflow (officially recognized)
- £ Estimates of irregular immigration:
 - £ Czech Republic (1995): about 160 persons in regular

Immigration to selected CEECs



Employment of foreigners in selected CEECs



Inflow of petty traders to selected CEECs

Migratory trends in CEE - summary

- £ Significant difference between flows observed prior to 1990 and since then
- £ The number of net emigration countries decreased
- £ The volume of ethnicity-based outflows declined
- £ Irregular movements as a typical feature of contemporary migration
- £ Polarisation of the region with regard to mobility

Potential causal factors of observed migration behaviour

£ Demographic

£ Economic

£ Political

Economic factors

From an almost perfect unipolar system to sub regional differentiation:

- £ Transition leaders – the Czech Republic, Hungary, Poland, Slovenia, Slovakia, Baltic countries
- £ Countries lagging behind – Bulgaria, Romania, countries of former Yugoslavia
- £ Transition marauders – CIS countries
- £ Serious differences with regard to: private sector share of GDP, unemployment rates, inflation, labour costs, etc.

Example: Labour costs - wage ratio between Russia and selected CEE countries* (Russia = 100)

Country	1990	1993/94	1997
Bulgaria	93.0	125.4	47.1
Czech Republic	35.4	261.8	215.7
Hungary	41.1	181.8	196.1
Poland	21.0	265.4	217.6
Romania	26.7	127.3	70.6
Russia	100.0	100.0	100.0
Slovakia	34.6	220.0	172.5
Slovenia	173.7	832.7	558.8
Ukraine	82.7	105.4	52.9

Economic development and its potential effects on international migration

- £ **Transition to market economy** à excessive supply of labour revealed à high unemployment rates, declining participation ratios à migration propensity
- £ **Inflow of capital** à decrease in labour

Political factors

- £ **Dissolution of the Soviet Union** à movements between successor states of the Soviet Union
- £ **Ethnic related mobility**
- £ **Refugees and internally displaced persons**
- £ **„Fortress Europe“** – tightening of admission rules in the West
- £ **Liberalisation of migration policies within CEE** – abolition of exit visas, ratification of international conventions, etc.

Key features of current migration

CEE as a separate entity / migration system:

- £ CEE as a new migratory pole with growing importance of flows between neighbouring countries sharing common historical, economic and cultural traditions (OECD, 1996), “new migration space” or “new regional migration pole”
- £ 1990s - growing complexity and heterogeneity with regard to mobility
- £ CEE – „migration space” or „migration system”?

Key features of current migration

„Incomplete migration“

- £ Mobility hardly captured by definitions and typologies
- £ Features of incomplete migration: quasi-migratory character (temporary or circular mobility), "loose" social status and/or flexible occupational position in the country of origin, irregularity of stay or work in the host country, maintaining close and steady contacts with migrant's household
- £ Migrants – usually poorly skilled, living in the countryside and small towns, often coming from marginalised groups,

Future trends – selected issues

£ Migration from CEECs in the context of EU enlargement

£ Migration potential estimates prior to May 1st, 2004

£ Recorded flows – UK: recorded inflow (2004) of 130,000 migrants from new member countries but about one-half of them constituted people who arrived in earlier periods and regularised their stay after May 1st

£ Future trends - migration forecasts

International migration forecast for selected CEE countries

Country	Net external migration (b)				Percent of labour force originating from external immigration since 2002	
	2002	2022	2052	Avg. yearly index	2022	2052
Bulgaria	5020	7463	7846	100,9	2,8	13,2
Czech Rep.	12232	23711	25508	101,5	6,6	22,6
Estonia	478	1823	2034	102,9	2,8	13,1
Hungary	7060	22800	25536	102,6	6,5	21,7
Latvia	-1343	2842	3497	n.a.	2,1	12,8
Lithuania	-1631	4270	5194	n.a.	2,2	13,2
Poland	-1303	49373	57328	n.a.	2,7	13,5
Romania	2796	19205	21773	104,2	1,8	9,8

Instead of conclusion – migration and development

Migration and development in CEE

- £ Massey (1999): migration stems not from stagnant isolated places but rather from places undergoing rapid change
- £ ~~QW43P#yDq5PNUuA~~

Centre

