


PEACEKEEPING ASSESSMENTS

Mission:

From: To:
 Mandate: 1-Jul-2021 31-Dec-2021 (additional)
 Rates: 1-Jan-2021 31-Dec-2021

UN Document ID: ST/ADM/SER.B/1062
 Legislative Basis GA: General Assembly resolution 68/260 of 30 June 2023
 Legislative Basis SC: Security Council resolution 2660 (2022) of 15 October 2022

Mission	State	Peace-keeping/Observer	Scale	Rate 1	Relative to Group Total Rate 1	Relative to Grand Total Rate 1	Gross Contribution (rounded)	State Contribution (rounded)	Net Contribution (rounded)
(2)ina		A		12.003	26.1)	13.21&3	4%354320	2643%3	4%1241)3
6rance		A		2.03	8.302	3.612)	14%3&31	84%26	14%34663
Russian Federation		A		2.03	3.2&6&	3.0)&0		1)4320	
10 2334613	14)23								
0 531421&	4%35								
60 1402&4620	1314&10	0.)&0	1.3250	0.)&00	132433&	5)&			
0 246664363	34%31								
0 1402&4620	14023455&								
0 246664363	1)45)1								



Me " #er State	, eace-ee. in/ 0e+el	Scale Rate 1	Relati+e to Grou. Total Rate 1	Relati+e to Grand Total Rate 1	Gro!! A!!e!! " ent/ (redit (rounded)	Sta'' A!!e!! " ent (redit! (rounded)	*et A!!e!! " ent/ (redit
, oland	G	0.502	2).63&0	0.2)06	%)4&10)1%	%)4)&3
Se\$c2elle!	G	0.002	0.061)	0.0006	15%	1	156
Aene=uela (Boli+arian Re. u#lic o')	G	0.%25	22.3636	0.215)	6%&&5	3%5	6%&620
	G				30)402&	146&2	302433%
Bul/aria	@	0.0)6	15.5323	0.0135)42&6	23)42%3
Ro " ania	@	0.1&5	51.1)%3	0.03&)	154)&)	103	1543&1
	@				224%&0	126	22466)
Anti/ua and Bar#uda	@2	0.002	0.0)35	0.000)	123	1	12)
Bra=il	@2	2.&)5	6%.3063	0.35&6	153436&	14022	15243)%
, alau	@2	0.001	0.022&	0.0002	62	-	62
, ana " a	@2	0.0)3	1.0303	0.00&0	24502	16	24%56
TBr- i\$e	@2	1.3%1	31.3&)6	0.2%)2	5343%1)%3	5)45&6
	@2				2%14&2&	1431)	2%04)13
ECuatorial Guinea	@3	0.016	100.0000	0.0032	&&6	6	&&0
	@3				&&6	6	&&0
Al#ania	9	0.005	0.11%5	0.0016)&5	3)&3
Al/eria	9	0.135	2.0321	0.02%6	543&3)5	543)3
Ar " enia	9	0.00%	0.1031	0.001))36	2)3)
A=er#aillan	9	0.0)&	0.%213	0.00&5	34031	1%	3403)
Belaru!	9	0.0)&	0.%213	0.00&5	34031	1%	3403)
Beli=e	9	0.001	0.01)%	0.0002	62	-	62
Boli+ia (, lurinational State o')	9	0.016	0.2336	0.0032	&&6	6	&&0
Bo!nia and @er=e/o+ina	9	0.012	0.1%6%	0.002)	%)%)	%)3
Bot! ; ana	9	0.01)	0.2062	0.0025	5%2	3	56%
(a#o Aerde	9	0.001	0.01)%	0.0002	62	-	62
(a " eroon	9	0.013	0.1&1)	0.0026	50&	3	50)
(olo " #ia	9	0.255	.2)0&	0.03%6	1%4&3)	100	1%453)
(on/o	9	0.006	0.055)	0.0012	3%)	2	3%2
(olta Rica	9	0.062	0.&130	0.012)	34561	22	3453&
(ote d@+oire	9	0.013	0.1&1)	0.0026	50&	3	50)
(u#a	9	0.050	1.1%50	0.0160)4&52	25)4&3)
De " ocratic , eo. le! Re. u#lic o' 8orea	9	0.006	0.055)	0.0012	3%)	2	3%2
Do " inica	9	0.001	0.01)%	0.0002	62	-	62
Do " inican Re. u#lic	9	0.033	0.%50)	0.0106	34300	15	34252
Ecuador	9	0.050	1.1%50	0.0160)4&52	25)4&3)
E/\$. t	9	0.156	2.%35&	0.03%2	114352	63	11431%
El Sal+ador	9	0.012	0.1%6%	0.002)	%)%)	%)3
E! ; atini	9	0.002	0.02&3	0.000)	123	1	12)
6iii	9	0.003	0.0))2	0.0006	15%	1	156
Ga#on	9	0.013	0.220&	0.0030	&3)	3	&2&
Geor/ia	9	0.005	0.11%5	0.0016)&5	3)&3
G2ana	9	0.013	0.220&	0.0030	&3)	3	&2&
Grenada	9	0.001	0.01)%	0.0002	62	-	62
Guate " ala	9	0.036	0.3301	0.00%2	242)2	13	2422&
Gu\$ana	9	0.002	0.02&3	0.000)	123	1	12)
@ondura!	9	0.00&	0.1323	0.0015	360	3	33%
%ndia	9	0.53)	12.2510	0.1665	314&32	25&	3146)3
%ndone!ia	9	0.3)3	%.&&3&	0.1056	334512	155	33462)
%ran (%!la " ic Re. u#lic o')	9	0.3&5	3.560%	0.0%&6	2)4%53	135	2)46)3
%raC	9	0.12&	1.5&&6	0.0235	54033)3	%4&55
Ja " aica	9	0.005	0.11%5	0.0016)&5	3)&3
Jordan							

Me " #er State

, eace-ee .in/
0e+el







PEACEKEEPING ASSESSMENTS

Mission:

From: To:
Mandate: 1-Jan-2022 30-Jun-2022 (additional)
Rates: 1-Jan-2022 31-Dec-2022

UN Document ID: ST/ADM/SER.B/1062
Legislative Basis GA: General Assembly Resolution 67/260 B of 30 June 2023
Legislative Basis SC: Security Council Resolution 2660 (2022) of 15 October 2022

Mission State	Peace-keeping/ Other	Scale Rate 1	Relative to Group Total Rate 1	Relative to Grand Total Rate 1	Global Allocation (credit rounded)	Staff Allocation (credit rounded)	Net Allocation (credit rounded)
---------------	----------------------	--------------	--------------------------------	--------------------------------	------------------------------------	-----------------------------------	---------------------------------



Member State	Percentage in/Out	Scale Rate 1	Relative to Group Total Rate 1	Relative to Grand Total Rate 1	Growth rate/ (redit (rounded))	Stationary rate/ (redit! (rounded))	Net rate/ (redit
Poland	G	0.43%	30.11%	0.2311	451%	33	55%)
Sweden	G	0.002	0.11%	0.0006	14%	1	146
	G				133%	464	133%116
*Austria	G2	0.001	100.0000	0.0003	%4	-	%4
	G2				%4	-	%4
Bulgaria	@	0.036	13.21%	0.0164	3231	2	3202
Romania	@	0.312	4.42%	0.0836	2512	162	24540
	@				3)53%	1&1	3)5142
Argentina	@2	0.1%	1.2)3%	0.1)34)5%1	2)&)5322
Costa Rica	@2	0.06%	4.36%	0.0134)52%	2))52%3
	@2)&5064	2%3)45%&3
Albania	9	0.004	0.0420	0.0016)&4	3)&3
Algeria	9	0.10%	1.11%3	0.0214	65%4%	34	65%)&
Armenia	9	0.00%	0.0%14	0.001))36	2)3)
Azerbaijan	9	0.030	0.30%6	0.0060	15464	10	15434
Belarus	9	0.0)1	0.)203	0.0042	25333	1)	2533&
Belize	9	0.001	0.0103	0.0002	62	-	62
Bolivia (Administrative State of)	9	0.01%	0.1&4	0.0034	15143	%	151%6
Bosnia and Herzegovina	9	0.012	0.1230	0.002)	%)%)	%)3
Botswana	9	0.013	0.1334	0.0030	&3)	3	&2&
Brazil	9	2.013	20.63%	0.)026	1235)4	6&4	12)5630
(a#							

Member State	Peacekeeping Level	Scale Rate %	Relative to Group Total Rate %	Relative to Grand Total Rate %	Gross Assessment/
--------------	--------------------	--------------	--------------------------------	--------------------------------	-------------------

Member State	Peacekeeping Level	Scale Rate %	Relative to Group Total Rate %	Relative to Grand Total Rate %	Gross Assessment/ Credit (rounded)	Staff Assessment Credits (rounded)	Net Assessment/ Credit
Samoa	I	0.001	0.0103	0.0002	237	5	232
Serbia	I	0.032	0.3281	0.0064	7,582	152	7,430
South Africa	I	0.244	2.5015	0.0488	57,817	1,160	56,657
Sri Lanka	I	0.045	0.4613	0.0090	10,663	214	10,449
Suriname	I	0.003	0.0308	0.0006	711	14	697
Syrian Arab Republic	I	0.009	0.0923	0.0018	2,133	43	2,090
Tajikistan	I	0.003	0.0308	0.0006	711	14	697
Thailand	I	0.368	3.7728	0.0736	87,199	1,750	85,449
Tonga	I	0.001	0.0103	0.0002	237	5	232
Tunisia	I	0.019	0.1948	0.0038	4,502	90	4,412
Türkiye	I	0.845	8.6631	0.1690	200,226	4,019	196,207
Turkmenistan	I	0.034	0.3486	0.0068	8,056	162	7,894
Ukraine	I	0.056	0.5741	0.0112	13,269	266	13,003
Uzbekistan	I	0.027	0.2768	0.0054	6,398	128	6,270
Vanuatu	I	0.001	0.0103	0.0002	237	5	232
Venezuela (Bolivarian Republic of)	I	0.175	1.7941	0.0350	41,467	832	40,635
Vietnam	I	0.093	0.9535	0.0186	22,037	442	21,595
Zimbabwe	I	0.007	0.0718	0.0014	1,659	33	1,626
	I				2,311,253	46,391	2,264,862
Afghanistan	J	0.006	3.0303	0.0006	711	14	697
Angola	J	0.010	5.0505	0.0010	1,185	24	1,161
Bangladesh	J	0.010	5.0505	0.0010	1,185	24	1,161
Benin	J	0.005	2.5253	0.0005	593	12	581
Bhutan	J	0.001	0.5051	0.0001	118	2	116
Burkina Faso	J	0.004	2.0202	0.0004	474	10	464
Burundi	J	0.001	0.5051	0.0001	118	2	116
Cambodia	J	0.007	3.5354	0.0007	830	17	813
Central African Republic	J	0.001	0.5051	0.0001	118	2	116
Chad	J	0.003	1.5152	0.0003	356	7	349
Comoros	J	0.001	0.5051	0.0001	118	2	116
Democratic Republic of the Congo	J	0.010	5.0505	0.0010	1,185	24	1,161
Djibouti	J	0.001	0.5051	0.0001	118	2	116
Eritrea	J	0.001	0.5051	0.0001	118	2	116