

# One Year of SDGs: The Arab Region at a Crossroads




Rima Kdm0a@af12.02 Tm1 g1 GRima JET@0.000010

UNITED NATIONS

الشرق الأوسط  
والمغرب

ESCWA

# MDG Gains at Risk of Erosion



YOUTH ARE DISPROPORTIONATELY REPRESENTED AMONG THE UNEMPLOYED

# YOUTH UNEMPLOYMENT


15

HIGHEST IN THE WORLD  
AND ALSO HAS THE

AND IS SET TO GROW IN THE COMING YEARS. THE REGIONAL LEADER IN UNEMPLOYMENT

2/5 YOUNG WOMEN  
are unemployed

1/4 YOUNG MEN  
are unemployed




# Economic Growth      Human Wellbeing

Using the international poverty line of 1.25 United States dollars (US\$) a day, poverty levels in the Arab region appear much lower than they do using national poverty lines that are more reflective of national realities




POVERTY RATES IN OTHER REGIONS	
CENTRAL ASIA	0.4%
DEVELOPING REGIONS	21.4%



# Water Scarcity: A Threat to Life



Population growth and freshwater resource availability in the Arab region, 1982-2012



Per capita total renewable water resources in Arab countries, 2014, (m³/inhabitant/year)

# Exacerbated Hunger and Malnutrition



**In Yemen, 1.5 mil children suffer from malnutrition.**

Unicef, 2016



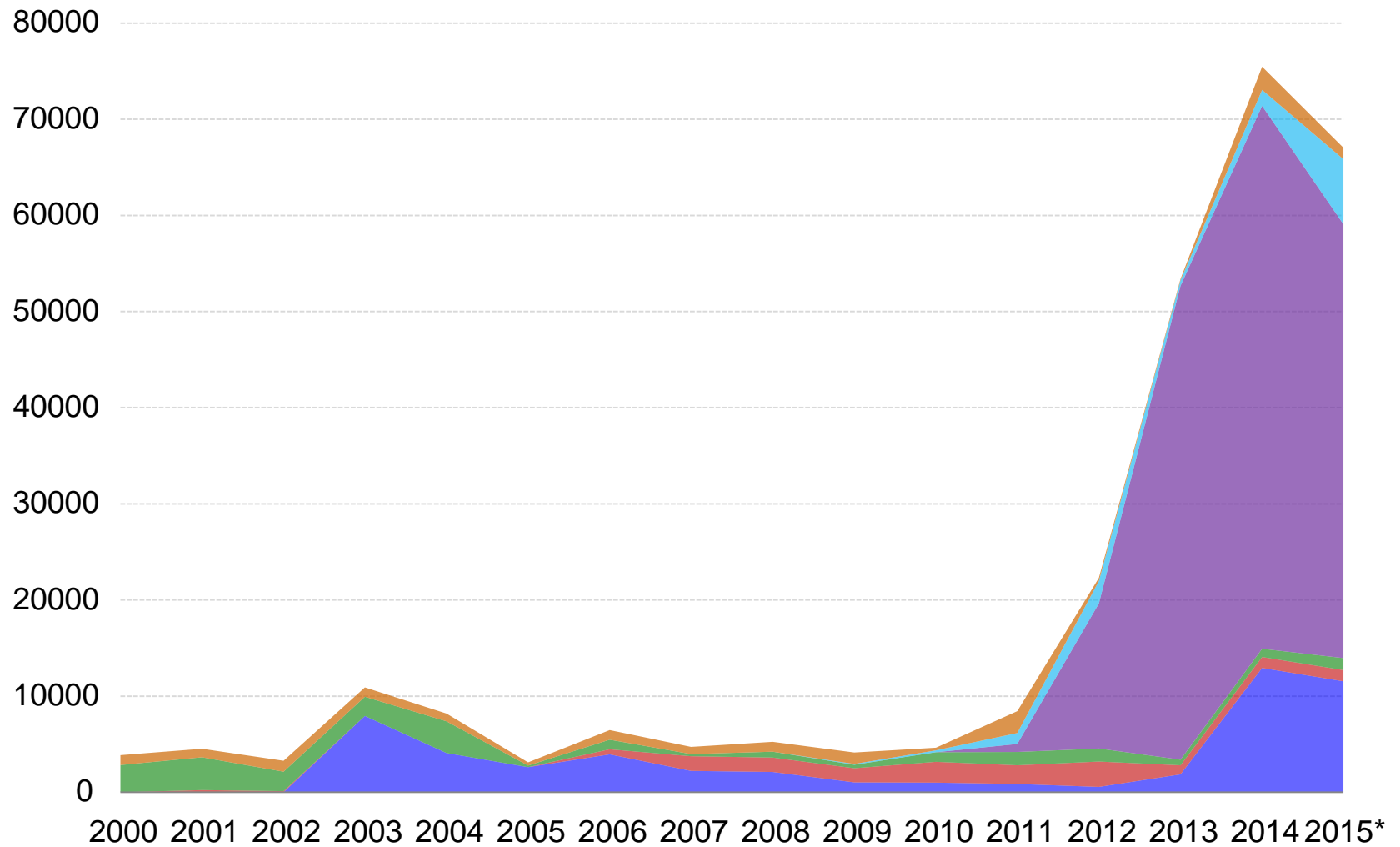


# The Occupied Palestinian Territory

---

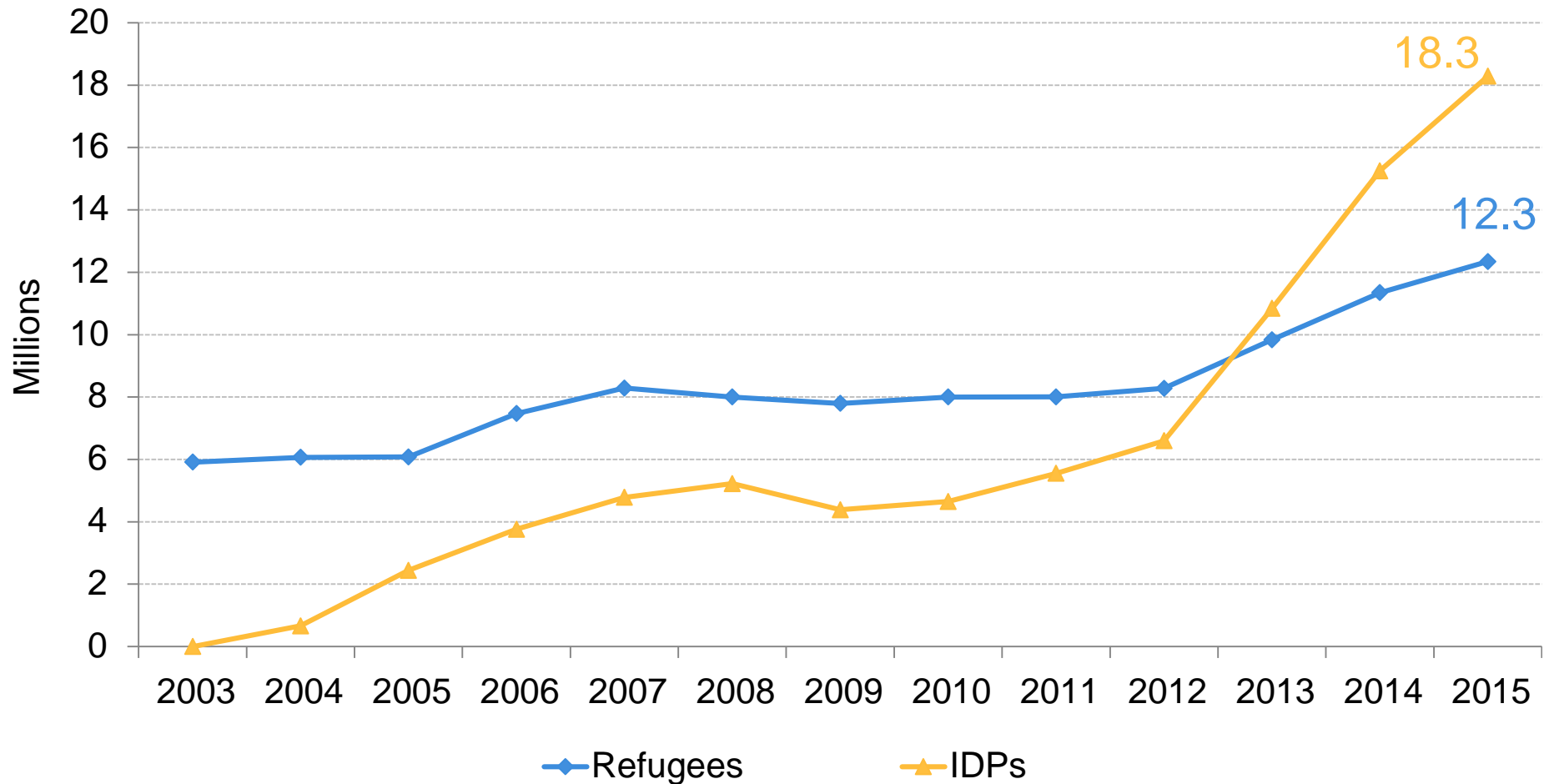


# Battle-related deaths in the Arab region, 2000-2015\*

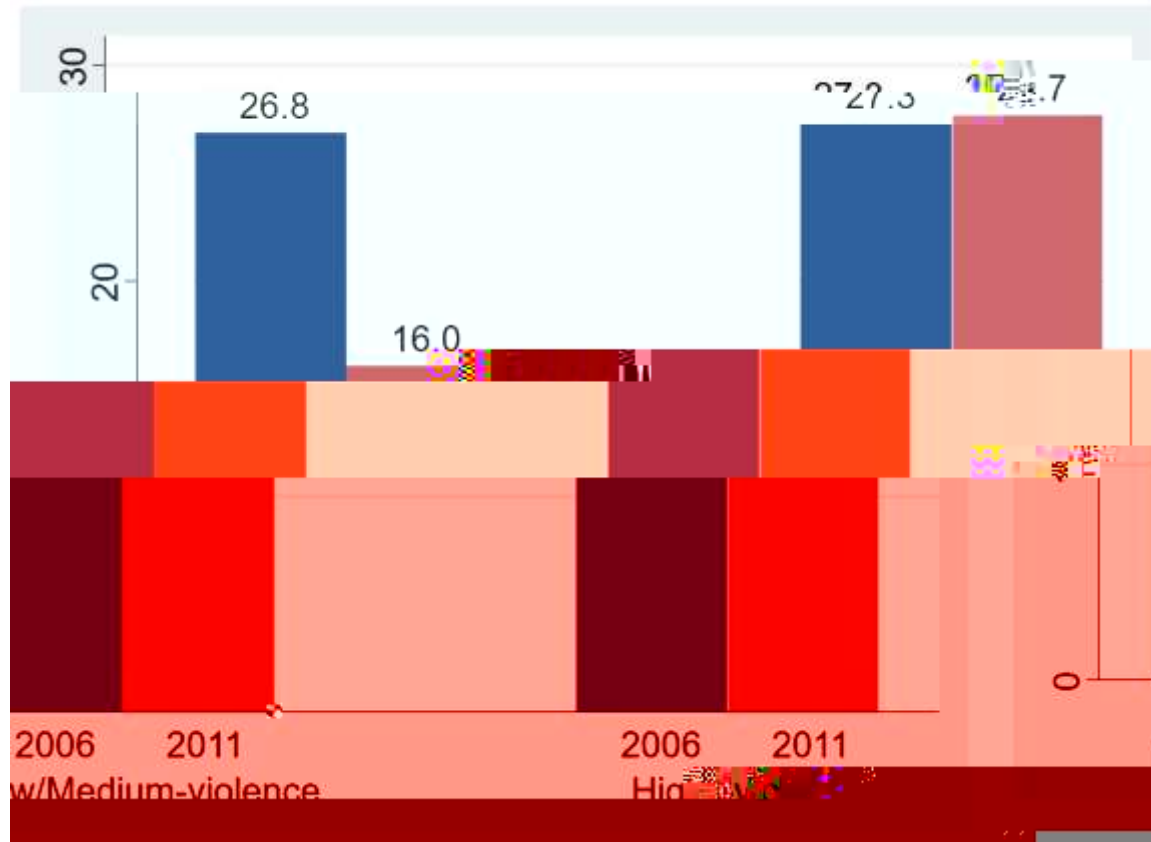




# Refugees and IDPs from the Arab Region, 2003-2015




# Iraq: Stunting Rates among Children under-5



War has been linked to worsening nutritional indicators, especially among children





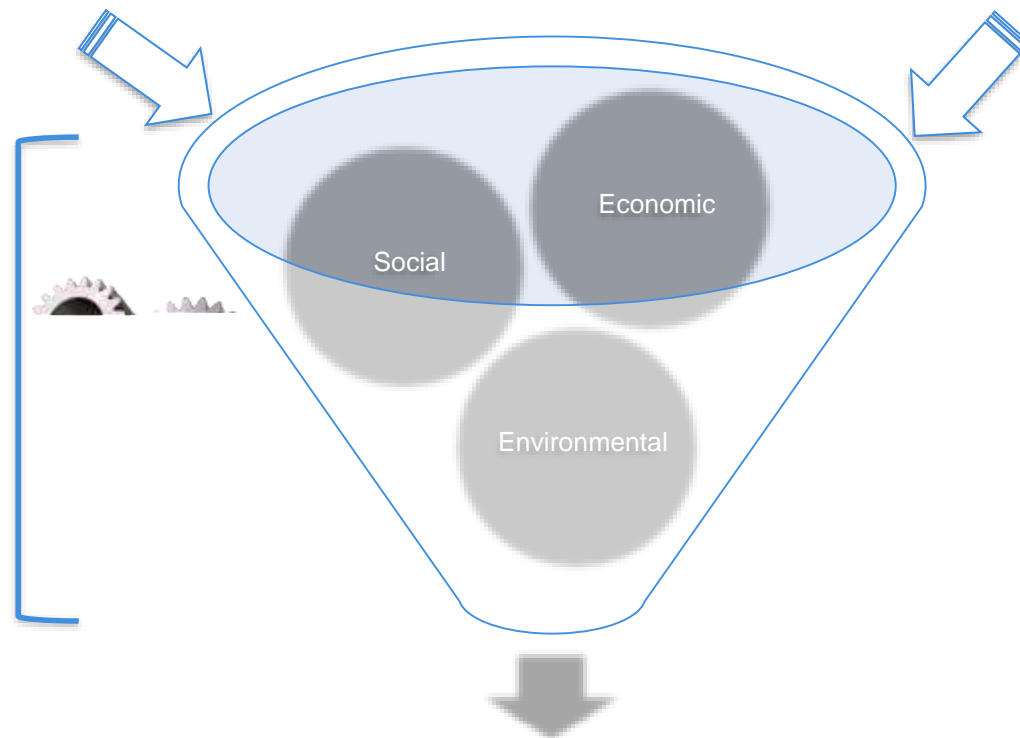


# Translating Integrated Agenda into Integrated Policies

## 2030 Agenda for Sustainable Development

Tools to translate concept of integrated agenda into concrete policy-making:

- ‡ Dependencies
- ‡ Trade-offs
- ‡ Synergies
- ‡ Sequencing



Different sectoral policies aligned towards the same development objectives in a holistic manner







# Availability of SDG Data



No data  1-2 data points  3 and more data points 



# Thank you

