

Curso de las Naciones Unidas sobre
Precios de Transferencia

! " #
\$ % & ' (

2

! " !\$) *

!\$ * !\$ + ' , , % - %& ' ' .



* ! ! ! * /! "#! * !
* ! * /! / 0 \$
" ! * ! ! ' , , % " !\$ 1 ' '2
, %3 ! \$)* %4'
! %&&5 6 \$ 0 * !

!\$ * !\$ + ' , , % - %& ' ' .




* /! * ! 8 !* +%&'%. .

%

! D %&'% " 8 * / O \$
" !* ! + 1 %(<2' % 8 " O \$. * !
O \$; ! 1 7 * !
" &92'' 1 " ! ! 7 *\$ \$ 3
\$ * !
\$;!* */! * ! !\$ +7 8 *\$
)" ! 7 * .3 * ! ! !\$ 1 7 * !
)" ! 8 * 7 8 !\$
; /! 8!* /! \$ O * " !\$ " ! !\$
* 7 \$ * \$
7 \$ " ! * " 7 0

* /! * ! 8 !* +%&'%. .

!\$ + 8 " %&'%. .



!\$ 0 1 !\$ * >

Sector	2 ""	2 "2	2 "3	Total
! \$	'9	',9	(<4	495
; *	<%5	(<:	'3:9<	%359%
7 *	:	'	:4	,5
Total	99:	::4	%3<(,	<3(49

7 * !\$ 0 1 !\$ \$ \$ * * /!) * 7 \$! ! 8 ! *

:<:E * !\$ 0 1 !\$ \$ * * /! 7 * * \$; * 3 %<5E ! * \$

? \$ 5<&E 1\$ * " ! * * ! !\$ * \$; * 7 \$! * ! * " * 3

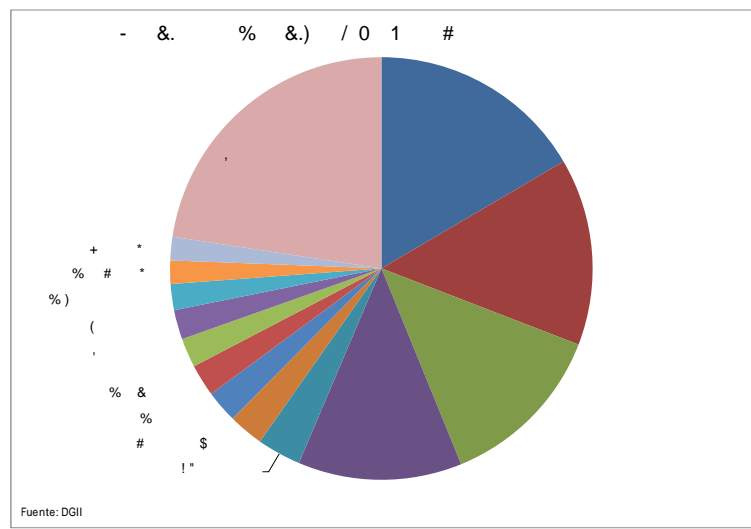
!\$ 0 1 !\$ * >

"2

7 * ! 7 * \$! 8 !*
8 *\$F ! * ! * ! 0 * ! 94
** ! \$!\$
\$ \$ \$ 3 , ! * ! 7 7 " ! * !
* " ** ! 0 ! \$ 0 \$ * /!
<% 9E * !\$ 0 1 !\$ \$! ! 7 * ! * ! \$
** !
(5 9E * !\$ 0 1 !\$ \$! ! 7 * ! * !
* ! ! 7 D +'5 5E.3 ! "# +'9 <E.3
\$ G! +'<&E. A) ! @ \$#! *
+'% (E.

!\$ 0 1 !\$ * >

"2



* * /! " 7 \$

"3

. 7 '8. 2 9
5 6.
! # -4

	2 /	/#	2	2 . -3
2012	1,023.8	189.1	1,212.9	0.49%
2013	941.1	814.8	1,756.0	0.62%
2014	351.8	110.7	462.5	0.15%
2015	486.1	110.9	597.0	0.36%
2	* *		*	

Fuente: DGI

Nota: Cifras 2015 ara el er'o#o eneroJunio

"4

!# *\$ \$ H
!* |

" 7 \$! * * ! / " * \$ H
 ! * |

" 5

" 7 0 * \$ \$ 3 @ 1 " 7 \$! \$ 7 \$ * \$!
 ; * 1 ! * / ! ;

%	:					
&afor' (re(a#o)*i!lones +D, -	132,458.1	143,787.8	160,138.4	173,020.4	187,296.3	207,686.1
% .l/se0tor 1er2i0ios	12.6%	12.0%	11.7%	11.7%	11.8%	12.0%
% .l/No3ina!	7.7%	7.3%	7.2%	7.3%	7.3%	7.5%
Canti#a# e3 lea#os) ersonas-	211,771	218,336	223,788	229,572	236,616	256,700
% .o4!a0i5n o0u a#a	6.0%	6.0%	5.9%	5.9%	6.0%	6.2%

Fuente: CalNulla#o en 4ase a #atos #el /C+D

%	:					
6a4ita0lones Dis oni4!les)7ni#s-	67,575.0	67,095.0	66,069.0	66,044.0	68,542.0	68,840.0
8le(a#as #e 9uristas)*i!lones ersonas-	3.99	4.12	4.31	4.56	4.69	5.14
9asa #e : 0u a0i5n 6otelela	66.0%	66.6%	69.3%	70.3%	71.7%	74.8%
In(resos or 9uris3o	4,048.8	4,209.1	4,436.1	4,736.3	5,063.5	5,637.1

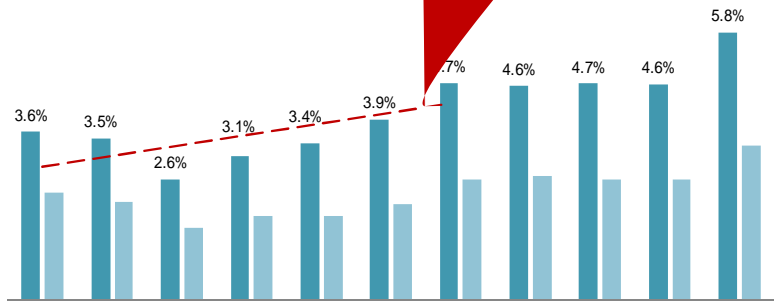
"7 \$!* 0 \$ \$ H
!* |



!\$ %&&(1%&' (* * ! "7 \$ 7 7
? \$ * * / % 9 ; * 3 \$! !* 6 * 7 \$ %&''
* ! 8 * > * /! 7 * \$! 8 !*

		\$	*	:					<		
13 uesto so4re la +enta	432.2	757.2	682.6	544.2	396.0	703.5	886.3	810.6	1,153.2	1,079.3	1,023.7
13 uesto so4re los' 0ti2os	\$	\$	54.2	210.2	288.7	254.5	329.0	453.0	329.2	344.6	91.0
+eten0iones #e l1+a' salaria#os	64.9	97.0	116.2	165.9	177.6	184.5	193.0	218.2	252.6	313.6	243.0
19/11 interno)l&' -	1,142.5	1,171.2	1,381.5	1,963.7	2,188.9	2,562.7	3,905.7	5,123.5	5,645.7	6,360.7	5,060.0
13 uesto .ro ie#a# ln3o4ilitaria ¹⁵	226.8	236.0	3.5	\$	\$	\$	\$	\$	\$	\$	\$
: tros											

" 7 \$! * 0 \$
! * |



"7 \$!* 0 \$ \$ H
!* |

2"

* * !/" * !\$! * ! 8 *\$/ \$ " 3 * "7 */
6 8 * > * ! 7 7 * \$! 8 !* ! !8* !
" 1 0 ! 8* ! \$ 3\$! !* 6 ; \$!%&'9

! 8 * * / ! * \$ \$

! *

23

! * ! 7 * ; / ! * \$! * \$! 8 ! *

= \$ 6 8 * \$ 0 7 * ; ! * \$! 8 ! *

7 * > 0 \$ 0 \$ 3 \$; C

* " * > * / ! " 7 ? 0 \$ * ! + * " * >

0 * ! " 1) ! 7) 0 .

! \$ 0 \$ * / !

C " 7 * ! \$! \$ > 1 \$! " ! \$ * !

* ! \$ 0 1 ! \$ * \$ 7 ! \$! 7 C ' & D !

\$ 8 ! ! *

\$ 8 7 ! * ? 7 ? C 7 * ! \$

! ! 8 * \$ 7 \$; 7 ? C 7 *

7 \$ 8 7 0 * \$! 7 3 ! " # * !

* ! \$ 3 ! \$

* \$)

! !

!#

!*!

25



!*!

2 ; \$
!*;
2 " ! \$
7 ? \$



*\$;

2 ! " 0
+ 8 * 3
; ? * 3
" 0 3 \$*.
2 !; ! \$ 7
7 \$ * /!
; *



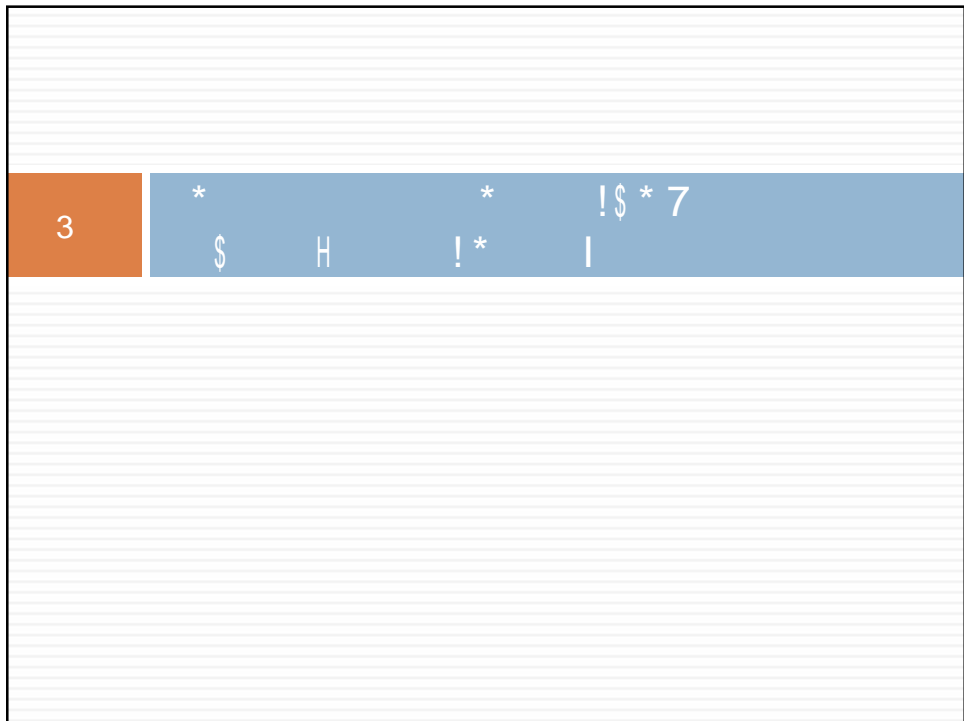
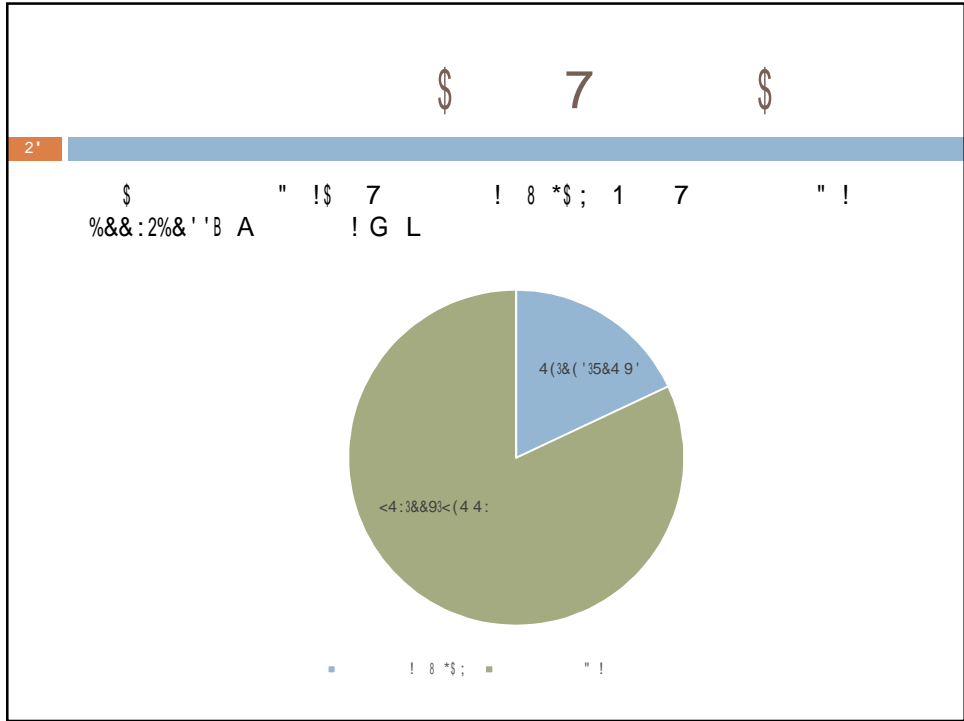
26 -127

2 7 * " 0
2 ; *
2 *
2)

29 - [(-61 -m5 -

8 0 " 7 \$! *





*\$) \$ * 1 * !\$!



6 ' '; - + ' -
2 < ' 5=6 , 4. -
5 5 9 ,5 5. 6)+
) 03



8 7 \$) 1 K !



" N F! " \$)



: ar*en de Utilidad Neta
2%)

: ar*en de Utilidad
+ruta
3&)