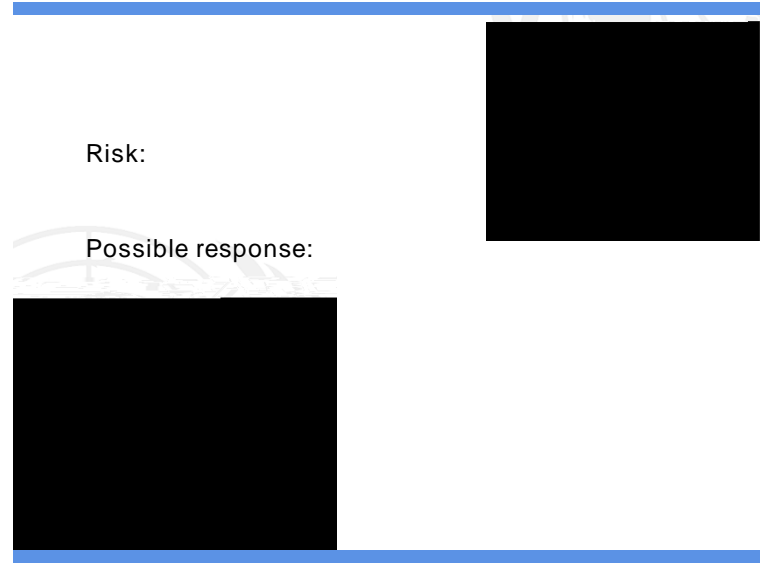


http://www.un.org/esa/ffd/





Risk: [Redacted]

Possible response: [Redacted]

Risk: [Redacted]

Possible response: [Redacted]

Risk: [Redacted]

Possible response: [Redacted]

Risk: [Redacted]

Risk:

Possible response,

This diagram consists of a white rectangular area with a blue border. In the upper right corner, there is a black rectangular redaction box. In the lower left corner, there is another black rectangular redaction box. The text 'Risk:' is positioned in the upper left, and 'Possible response,' is positioned in the lower left, both partially overlapping the white space.

Risk:

Possible response,

This diagram is identical in layout to the first one, featuring a white rectangular area with a blue border. It contains two black rectangular redaction boxes: one in the upper right and one in the lower left. The text 'Risk:' and 'Possible response,' are placed in the upper and lower left areas respectively.

Risk,

Possible response,

This diagram is identical in layout to the first one, featuring a white rectangular area with a blue border. It contains two black rectangular redaction boxes: one in the upper right and one in the lower left. The text 'Risk,' and 'Possible response,' are placed in the upper and lower left areas respectively.

Risk,


- ,

This diagram is identical in layout to the first one, featuring a white rectangular area with a blue border. It contains two black rectangular redaction boxes: one in the upper right and one in the lower left. The text 'Risk,' and '- ,' are placed in the upper and lower left areas respectively.


Risk:



Risk:



Risk:



Risk:

