













CAMEROON Pathways to Sustainable Development Goals by 2030



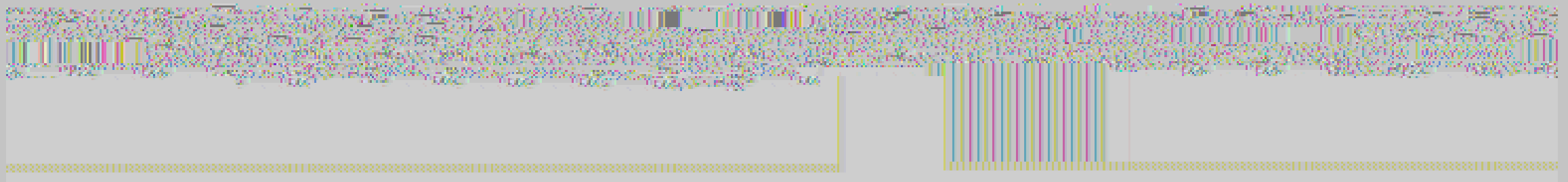
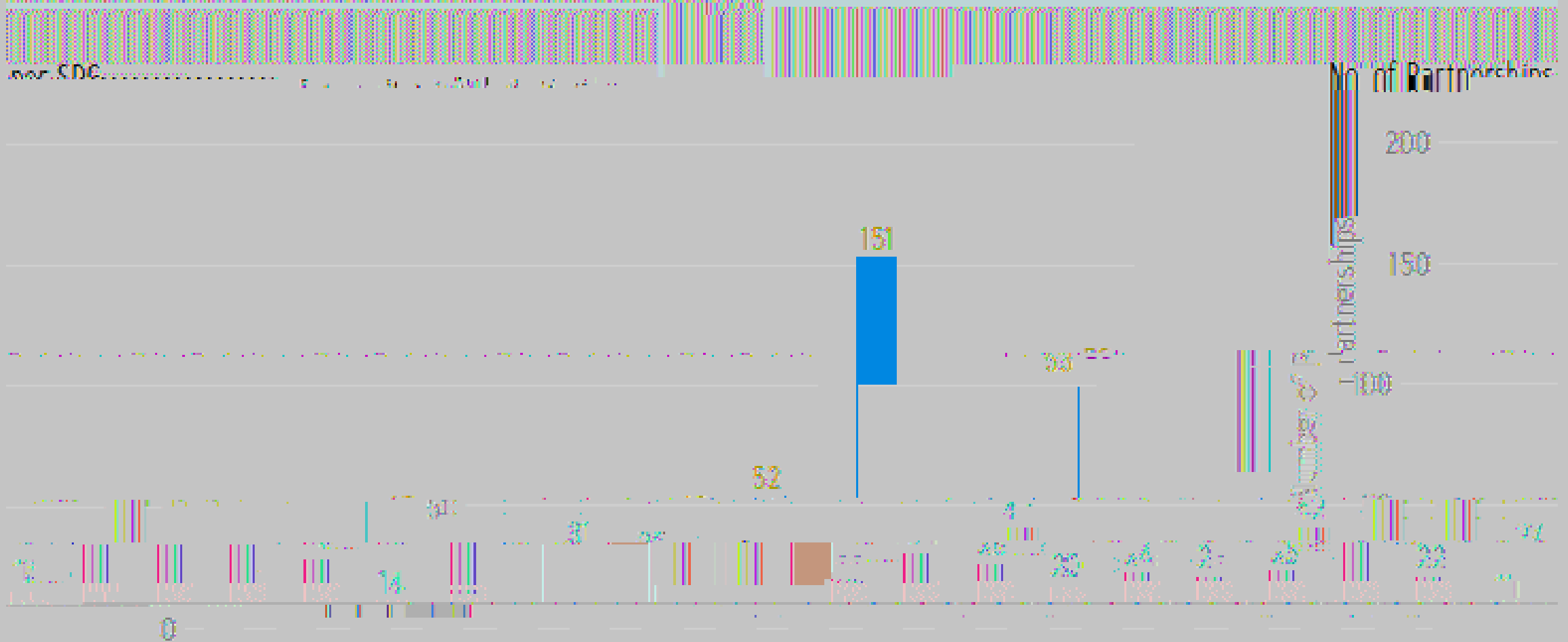
Mapping SDGs targets against Country Plans/Priorities







The graphic below illustrates the 2022 DCIDG Partnerships aligned across each of the 17 Goals.



The table below provides the number of partnerships and financial

allocations attributed to the achievement of SDG objectives.

SDG	No. of	Total Financial Allocation
SDG 2	1	\$300,000:00
SDG 3	0	\$0:00
SDG 4	2	\$8,797,000:00
SDG 5	0	\$0:00
SDG 6	0	\$0:00
SDG 7	5	\$91,170,000:00
SDG 8	0	\$0:00
SDG 9	0	\$0:00
SDG 10	0	\$0:00
SDG 11	0	\$0:00
SDG 12	0	\$0:00
SDG 13	0	\$0:00
SDG 14	0	\$0:00
SDG 15	0	\$0:00
SDG 16	0	\$0:00
SDG 17	0	\$0:00
Total	8	\$112,100,000:00
SDG 18	3	\$50,000,000:00
SDG 19	0	\$0:00
SDG 20	0	\$0:00

[REDACTED]

