



Questionnaire on Implementation of the Beijing Platform for Action

Part One: Overview of trends in achieving gender equality and women's advancement

The transition to democracy in Albania was longer and more difficult than expected and the events of 1997 would probably prolong the transition further. During the second half of 1997, economic recovery had begun, but despite some governmental measures there are still serious obstacles to overcome such as high rates of unemployment (particularly among women), lack of foreign investments, public administration corruption and widespread fiscal evasion.

The transition to a democratic system and market economy increased dramatically the number of women who lost their jobs and are increasingly dependent upon their husbands. In the rural areas the situation is even worse because of the financial resources to purchase machinery and the high number of emigration.

From 1991 to 1996 Albania experienced a sharp increase in GDP, fall of inflation and tight control of budget deficit. The structure of GDP, however, changed. Industrial production amounted to 37% of GDP whereas in 1996 it fell to 28% while agricultural production increased from 40.2% to 52.8%. The change in GDP brought changes in the structure of employment. Total employment fell drastically from 22% to 8%, but this decrease was not compensated by a comparative increase in agriculture and services.

Total unemployment raised from 9% in 1991 to 22% in 1993 and then to 12.3% in 1996. These official data however, do not reflect the real situation in the country.

IMF estimated that employment in the public sector fell to one third of the transition level, while in some enterprises employees are either not registered or not included in official statistics. In the rural areas many people are not registered as unemployed if they are not working in agriculture. This is due to observations made by the Ministry of Labour.

During the crisis of pyramid schemes and during the privatisation. According to the Ministry of Labour in 1996 65-70% of persons working in the private sector were not officially registered as employed. However, the high rate of participation in the pyramid schemes and income insecurity suggests that this may represent a source of economic indicators worsened abruptly in mid 1996 and during the crisis of pyramid schemes.

The crisis led to a slowing down of economic growth and a depreciation of the national currency and a decrease of national wages (to keep inflation under control) brought about a 10% decrease in 1995 and 50% (and possibly decreasing in 1995-96). There was a decrease in real wages.

Furthermore, the decrease in real wages led to a decrease in real wages.

no official calculation of poverty in Albania, but researchers, including the World Bank, estimate that poverty line is at 10,000 lek a month income. The number of people living below this line is about 1.5 million. The macroeconomic changes occurring in Albania since 1995 have worsened the economic situation of the average Albanian family, but the situation is

## Women's rights

1. *Promote and protect the human rights of women, through the full implementation of all human rights instruments, especially the Convention on the Elimination of All Forms of Discrimination Against Women (CEDAW).*

Government commitments regards the official translation (not formally prepared for Albania) and dissemination of international human rights on women and children instruments, and the preparation of initial reports for the Convention on the Elimination of All Forms of Discrimination Against Women (CEDAW) and the Convention on the Rights of the Child (CRC).

## 1.7. Ensure equality and non-discrimination under the law and practice

### 1.7.2. Equipment for removal of discrimination by access to justice

The commitments of the Government of Albania in this regard are to facilitate access of women to the justice system for the protection of their rights; to upgrade knowledge on women's rights of the staff involved in the administration of justice and to support the work of governmental and non-governmental institutions and organisations in the achievement of legal literacy.

and to the needs of the girl child, especially from "harm" of "childhood" and "not" particular attention in this to areas such as health, nutrition and violence.

## Advancement of women

national machinery and other governmental bodies

national public policies, programmes and

of Albania relates to the reform of the legal framework the protection of women's maintenance, inheritance, custody and work presently carried out in the area of domestic violence in collaboration

and disseminate gender-de-segregated data and information for

commitment regards the gathering and publication of data disaggregated by age by improving the collaboration among Ministries' statistical and the Institute of Statistics.

## Benefits of women

adopt and maintain macroeconomic policies and development strategies

the needs of women in poverty.

### 1.3. Provide women with access to credit institutions

1.4. Promote women's economic trends and independence, in order to access to employment and appropriate working conditions and control over economic resources

1.5. Strengthen women's economic capacity and commercial networks

1.6. Eliminate all forms of employment discrimination

1.7. Promote harmonization of work and family responsibilities for women and men

## Institutional mechanism

H.1. Create and strengthen

Please refer to Part IV

### H.2. Integrate gender perspectives in projects

The main commitment of the Government of Albania is to integrate gender perspectives in the Family Code, dating back to 1982, and children within the institution. Another important element is domestic violence (establishment of

dep

Eco  
A.1  
that

The main area of concern for the de facto exercise of women's rights regards the access to employment, business and credit institutions.

Albanian law prohibits gender discrimination and job segregation in public and

education, also in traditional male-dominated areas, employment opportunities for women are still very few and badly remunerated. Furthermore, the intensive involvement of women in the labour force during the communist regime was not accompanied by changes in the division of labour in the family. To some extent the objective of women emancipation by their participation in the paid labour force has been discredited by the double burden women had to bear: the responsibilities of

credit is still very poor, on the one hand due to the low development level of institutions in Albania, and on the other hand due to the traumatic experience had to bear to schemes.

trafficking in women and assist victims of violence due to prostitution and

g in women and girls is a recent phenomenon for Albania. No official

researches carried out by non-governmental organisations. It seems that part of the

trafficked women are aware of the life they will carry out once at destination, while

Albanian and foreign

coupled with a massive

angers for themselves and

for their families

for their families

for their families

for their families

for their families

for their families

for their families

for their families

for their families

for their families

for their families

for their families

for their families

for their families

for their families

for their families

for their families

for their families

for their families

for their families

for their families

for their families

for their families

for their families

for their families

for their families

for their families

### Health

- C.1. Increase women's access to health care, other information
- C.2. Eliminate discrimination against girls in health
- C.2. Strengthen preventive programmes that promote
- C.3. Undertake gender-sensitive initiatives that add

The social impact of 1997, the consequent looting and a decrease of social investment caused a sharp deterioration of basic health services. Knowledge on reproductive

health is limited for women and girls and abortion is still considered as the accepted family planning method.

In Albania maternal mortality rate is high due to a series of factors: the low status of woman in the family, low level of information, concentration of services in the urban areas, deterioration of basic services quality, including hygienic conditions and poor

Documented HIV and AIDS cases are very few in Albania, but potentially the country is at risk firstly because of the lack of information about HIV and AIDS (especially in the younger generations more at risk), secondly because of the non-existence of preventive campaigns. Furthermore, strong migration flows towards countries like

Greece and Italy (mainly composed by young males between 20 and 30 years of age and sexually active) may pose a problem in the medium-long term.

## Part Two: Financial and Institutional Measures

### *Institutional framework*

The institutional framework for the protection and promotion of women's rights framework comprised a Special Administration for Equal Opportunities. In 1997 the State Secretary was re-created and transferred to the Council of Ministers.

(415) appears to be National Regulations for

changes considerably over the last five years. Original office of the Ministry of Labour (later moved to Social Services) which in 1996 was transformed in State Secretariat was abolished and the Department Woman the Ministry of Labour. This latter, in July 1998, was Ministers level and the Chairperson reports directly to the

The mandate of the Committee (Council of Ministers Decree) is rather broad, but it also foresees the establishment of a Secretariat for its operations.

The mandate of the Committee includes:

The implementation of governmental policies on women and family issues, the co-ordination of activities for the promotion of equality between men and women at central and local level.

carrying out researches and in providing services on family planning, violence, drug

of concern of the Beijing Platform for Women

Part Three: Implementation of the Platform for Action

legislative transformation has progressed  
legislative framework underwent a revision

Despite the crisis of 1997, the political system has changed significantly. The entire institutional

process involving the Civil Code, the Penal Code, the Labour Code and the Family Code

The Law and the Constitution of November 1998. Article 18 states that all are equal before the law.

can be discriminated on grounds of sex, race, religion, ethnicity, language, or political beliefs, and economic condition or because of his/her social

of this Constitutional principle is present in all Albanian legislation (Civil and Labour Code, Labour Code, and subsidiary legislation). Furthermore, in the

of legislation international instruments are second only to the Constitution. It states that ratified international instruments supersede national conflicting

of to employment is sanctioned for men and women on an equal standing in article 9 of the Constitution and in article 9 of the Labour Code, prohibiting any form of discrimination in employment and occupation. The exercise of discrimination


to article 9 of the Labour Code is sanctioned with a fine equal to ten times the monthly wage. Article 37(3) regards sexual harassment in the workplace, defined as the

action of the employer causing sexual discomfort to the employee (a fine equal to the monthly wage is applied in such cases). No case of sexual harassment has occurred up to now brought in front of a court.

code is... Family law is at present regulated with law No 6599/92, whereas a new law is under debate. All instances of family relations are regulated on an equal basis between the spouses (marriage, divorce, child care, etc.)

of the Government) (legislation approved by the Parliament, awaiting ratification by the Government)

human rights or for failure to act... The transition to a pluralistic system cancelled the rule whereby one third of the seats in public offices was to be reserved for women. Today, the relatively high level of



Critical Areas of Concern	Examples of successful policies, programmes and projects to	Examples of obstacles encountered/lessons learned	Commitment to further action/new initiatives
<p>presence of informal employment and self-employment.</p> <p>Also unknown is the effective rate of emigration (due the high amount of illegal emigrants).</p> <p>The assistance programme for poor families (but also wage and health benefits) is estimated poverty</p> <p>great are the risks of poverty (lack of security, small land, population rates are not raised by sex, but if especially in rural</p> <p>the education sector is rather hard with a consequent low investment</p> <p>lack of training teaching materials. The wages of</p>	<p><b>Poverty</b></p>	<p>implement critical areas of concern of the Beijing Platform of Action. UNDP sets targets and strategies set and released... achievements)</p>	<p>The effective rate of unemployment is unknown.</p>
<p>primary and secondary schools is very low and many teachers left remote rural areas.</p>	<p>There is a great discrepancy between urban and rural women. In large cities information campaigns sensitised women on the use of contraceptives, but in rural areas the lack of structures (health centres), the low competence and training</p>	<p>UNFPA/WHO: Civil society activities in sensitising the public opinion...</p>	<p>II. <i>Education/ Training</i></p>
<p>There is a great discrepancy between urban and rural women. In large cities information campaigns sensitised women on the use of contraceptives, but in rural areas the lack of structures (health centres), the low competence and training</p>	<p>There is a great discrepancy between urban and rural women. In large cities information campaigns sensitised women on the use of contraceptives, but in rural areas the lack of structures (health centres), the low competence and training</p>	<p>UNFPA/WHO: Civil society activities in sensitising the public opinion...</p>	<p>III. <i>Health</i></p> <p>their low wages, maternal abortion as a method of family planning. The poor environment</p>





Q	A	STATS
1	1	1
2	2	2
3	3	3
4	4	4
5	5	5
6	6	6
7	7	7
8	8	8
9	9	9
10	10	10
11	11	11
12	12	12
13	13	13
14	14	14
15	15	15
16	16	16
17	17	17
18	18	18
19	19	19
20	20	20
21	21	21
22	22	22
23	23	23
24	24	24
25	25	25
26	26	26
27	27	27
28	28	28
29	29	29
30	30	30
31	31	31
32	32	32
33	33	33
34	34	34
35	35	35
36	36	36
37	37	37
38	38	38
39	39	39
40	40	40
41	41	41
42	42	42
43	43	43
44	44	44
45	45	45
46	46	46
47	47	47
48	48	48
49	49	49
50	50	50
51	51	51
52	52	52
53	53	53
54	54	54
55	55	55
56	56	56
57	57	57
58	58	58
59	59	59
60	60	60
61	61	61
62	62	62
63	63	63
64	64	64
65	65	65
66	66	66
67	67	67
68	68	68
69	69	69
70	70	70
71	71	71
72	72	72
73	73	73
74	74	74
75	75	75
76	76	76
77	77	77
78	78	78
79	79	79
80	80	80
81	81	81
82	82	82
83	83	83
84	84	84
85	85	85
86	86	86
87	87	87
88	88	88
89	89	89
90	90	90
91	91	91
92	92	92
93	93	93
94	94	94
95	95	95
96	96	96
97	97	97
98	98	98
99	99	99
100	100	100

# ARSIMI

1. Popullsia sipas nivelit arsimor dhe gjinise  
Population by level of education and sex  
(Te dhena nga regjistrimi i fundit i popullsise 1989)  
(Last census of population 1989)

Tab.1

Niveli arsimor Level of education	Meshkuj Male	Femra Female
Arsimi filor	299861	297232

### 3. Nxenes e studente qe mbaruan vitin shkollor 1996-1997

Pupils and students graduated in 1996-1997

Nxenes dhe studente Pupils and Students	Meshkuj Male	Femra Female
Nxenes qe mbaron shkolle primare Pupils graduated in secondary school	25090	24922
Nxenes qe mbaron shkolle pjekurie Pupils graduated in post- graduated school	7054	8838
Studente te diplomuar Students graduated	1817	2028

### 4. Mesuesit e Arsimit 8-vjeçar sipas nivelit arsimor

Teachers by level of school

Tab.4

1997-1998
30111
18268
11843
14269
8980
5288
15846
9288
6558

Mesues Teachers	1996-1997
Gjithsej-Total	30921
• Femra-Female	18799
• Meshkuj-Male	12122
Graduated in post- secondary school	
• Femra-Female	9465
• Meshkuj-Male	5456
Me arsim te larte Graduated in high school	16005
• Femra-Female	9334
• Meshkuj-Male	6671

5. Mesuesit e Arsimit te mesem sipas nivelit arsimor  
Teachers of post secondary school by level of education

Tab.5

Mesuesit e Arsimit te mesem sipas nivelit arsimor	1996-1997		1997-1999	
	Gjithsej	Fshat	Gjithsej	Fshat
Me arsimit te mesem	3231	1809	3132	1740
• Femra-Female	2887	1201	2830	1099
• Meshkuj-Male	320	132	282	140
Graduated in post secondary school				
• Femra-Female	145	49	141	86
• Meshkuj-Male	175	83	141	54
Me arsim te larte	5798		5707	1699
Graduated in high school				
• Femra-Female	3086		3018	654
• Meshkuj-Male	2687	1045		

6. Studentët e arsimit te larte per vitin 1997  
Students in University 1997

Tab.6

Profesione	Femra Female	Mashkull Male	Gjithsej
Profesore	153	117	270
Asistente Profesore	194	3	197
Asistent Profesor	606	266	872
Profesore pedagoge			
Asistente pedagoge			
Te tjere Others		114	114
		224	224

\* P/s note: That Ass.Lecturers are graduated teaching undergraduate classes, seminars etc.

Shenimi: Te dhurat e te 6 tabelave jane marre nga libri "Femrat dhe Meshkujt ne Shqipëri" dhe nga "Statistika Nr 4 e vitit 1997".

Note: Data of six tables took from INSTAT "Female and Male in Shqipëri".

**Arsimi 8-vjeçar : Nxenes te regjistruar ne fillim te vitit ne qytet dhe ne fshat**  
**Basic 8/year education : pupils registered in urban and rural**

Tab.7

Viti arsimor School Year	Nxën. te regjistruar Registered pupils		Ne qytet In urban		Ne fshat In rural	
	Gjithsej Total	Femra Female	Gjithsej Total	Femra Female	Gjithsej Total	Femra Female
1990-1991	557127	266755	174642	83749	382485	183006
1-1992	540438	262141	176103	85254	364335	176888
2-1993	525892	258647	171579	83670	354313	175007
3-1994	535713	260396	178455	89190	357258	176503
4-1995	555827	260747	177331	89000	378496	181747
5-1996	582200	260470	180000	90000	402200	190470

**Arsimi 8-vjecar: Nxenes te larguar nga shkolla**

**Tab.9**

Emeritimi	1994-1995		1995-1996	
	Nxenes te Larguar	Ne % Eundreit	Nxenes te Larguar	Ne % kufidreit
Gjithsej- Total	1865	22.3	2096	3.5
Meshkuj-Male	1224	14.1	1100	2.9
Femra-Female	641	25.5	996	4.6
Udhetoresh- Eshat-Rwanda	335	4.1	355	0.9

3 tabelave jane marre nga Vjetari statistikor i Arsimut '98, botim

yearbook 1998" - INSTAT (Table No. 7, 8, 9)

Shkrimi:  
INSTAT  
Source:

**Arsimi i mesem: Nxenes qe mbaruan shkollat e mesme dhe u regjistruan ne Arsimin e Larte**

Secondary education:Pupils graduated in secondary education and registered in high education

Tab.10

Viti Year	Ne % - in %		
	Gjithsej-Total	Meshkuj-Male	Femra-Female
1991	21	20	22
1992	33	35	31
1993	22	25	20
1994	25	25	25
1995	28	28	28





The diploma	19
Gradsu	20
Stomatološki	21
Stomatološki	22
Farmaeol	23
Pharmaceut	24
Juridički	25
Law sciences	26
Agronomski	27
Agriculturni	28
Veterinarski	29
Veterinarski	30
Gimnazijski	31
Foreign languages	32
Muzičke	33
Musical	34
Arte figure	35
Arts	36
Specialisti	37
Others	38
Others	39
Others	40
Others	41
Others	42
Others	43
Others	44
Others	45
Others	46
Others	47
Others	48
Others	49
Others	50
Others	51
Others	52
Others	53
Others	54
Others	55
Others	56
Others	57
Others	58
Others	59
Others	60
Others	61
Others	62
Others	63
Others	64
Others	65
Others	66
Others	67
Others	68
Others	69
Others	70
Others	71
Others	72
Others	73
Others	74
Others	75
Others	76
Others	77
Others	78
Others	79
Others	80
Others	81
Others	82
Others	83
Others	84
Others	85
Others	86
Others	87
Others	88
Others	89
Others	90
Others	91
Others	92
Others	93
Others	94
Others	95
Others	96
Others	97
Others	98
Others	99
Others	100

	1998	1999	2000	2001	2002	2003	2004	2005	2006	2007	2008	2009	2010	2011	2012	2013	2014	2015	2016	2017	2018	2019
YTD...																						
Product...	1,640	2,020	1,720	1,850	2,050	2,200	2,350	2,500	2,650	2,800	2,950	3,100	3,250	3,400	3,550	3,700	3,850	4,000	4,150	4,300	4,450	4,600
...	16,404	18,000	16,000	17,000	19,000	20,000	21,000	22,000	23,000	24,000	25,000	26,000	27,000	28,000	29,000	30,000	31,000	32,000	33,000	34,000	35,000	36,000
...	5,250	5,500	5,200	5,400	5,700	6,000	6,300	6,600	6,900	7,200	7,500	7,800	8,100	8,400	8,700	9,000	9,300	9,600	9,900	10,200	10,500	10,800
...	6,967	7,200	6,800	7,000	7,300	7,600	7,900	8,200	8,500	8,800	9,100	9,400	9,700	10,000	10,300	10,600	10,900	11,200	11,500	11,800	12,100	12,400
...	1,083	1,100	1,050	1,080	1,130	1,170	1,210	1,250	1,290	1,330	1,370	1,410	1,450	1,490	1,530	1,570	1,610	1,650	1,690	1,730	1,770	1,810
...	537	550	520	540	570	600	630	660	690	720	750	780	810	840	870	900	930	960	990	1,020	1,050	1,080
...	2,554	2,600	2,450	2,550	2,650	2,750	2,850	2,950	3,050	3,150	3,250	3,350	3,450	3,550	3,650	3,750	3,850	3,950	4,050	4,150	4,250	4,350
...	1,254	1,280	1,200	1,250	1,300	1,350	1,400	1,450	1,500	1,550	1,600	1,650	1,700	1,750	1,800	1,850	1,900	1,950	2,000	2,050	2,100	2,150
...	129,334	135,000	125,000	130,000	140,000	150,000	160,000	170,000	180,000	190,000	200,000	210,000	220,000	230,000	240,000	250,000	260,000	270,000	280,000	290,000	300,000	310,000
...	184,393	195,000	180,000	185,000	195,000	205,000	215,000	225,000	235,000	245,000	255,000	265,000	275,000	285,000	295,000	305,000	315,000	325,000	335,000	345,000	355,000	365,000
...	229,279	240,000	220,000	225,000	235,000	245,000	255,000	265,000	275,000	285,000	295,000	305,000	315,000	325,000	335,000	345,000	355,000	365,000	375,000	385,000	395,000	405,000
...	228,454	240,000	220,000	225,000	235,000	245,000	255,000	265,000	275,000	285,000	295,000	305,000	315,000	325,000	335,000	345,000	355,000	365,000	375,000	385,000	395,000	405,000
...	68,484	70,000	65,000	68,000	72,000	75,000	78,000	81,000	84,000	87,000	90,000	93,000	96,000	99,000	102,000	105,000	108,000	111,000	114,000	117,000	120,000	123,000
...	37,421	38,000	35,000	36,000	38,000	40,000	42,000	44,000	46,000	48,000	50,000	52,000	54,000	56,000	58,000	60,000	62,000	64,000	66,000	68,000	70,000	72,000
...	1,341	1,350	1,250	1,300	1,350	1,400	1,450	1,500	1,550	1,600	1,650	1,700	1,750	1,800	1,850	1,900	1,950	2,000	2,050	2,100	2,150	2,200
...	3,806	3,900	3,650	3,750	3,850	3,950	4,050	4,150	4,250	4,350	4,450	4,550	4,650	4,750	4,850	4,950	5,050	5,150	5,250	5,350	5,450	5,550
...	24,268	25,000	23,000	23,500	24,500	25,500	26,500	27,500	28,500	29,500	30,500	31,500	32,500	33,500	34,500	35,500	36,500	37,500	38,500	39,500	40,500	41,500
...	36,592	38,000	35,000	36,000	37,000	38,000	39,000	40,000	41,000	42,000	43,000	44,000	45,000	46,000	47,000	48,000	49,000	50,000	51,000	52,000	53,000	54,000
...	45,677	47,000	44,000	45,000	46,000	47,000	48,000	49,000	50,000	51,000	52,000	53,000	54,000	55,000	56,000	57,000	58,000	59,000	60,000	61,000	62,000	63,000
...	8,348	8,500	8,000	8,200	8,400	8,600	8,800	9,000	9,200	9,400	9,600	9,800	10,000	10,200	10,400	10,600	10,800	11,000	11,200	11,400	11,600	11,800
...	70,7	72,000	68,000	70,000	72,000	74,000	76,000	78,000	80,000	82,000	84,000	86,000	88,000	90,000	92,000	94,000	96,000	98,000	100,000	102,000	104,000	106,000
...	576	590	550	570	600	630	660	690	720	750	780	810	840	870	900	930	960	990	1,020	1,050	1,080	1,110
...	396	400	380	390	410	420	430	440	450	460	470	480	490	500	510	520	530	540	550	560	570	580
...	550	560	530	540	560	570	580	590	600	610	620	630	640	650	660	670	680	690	700	710	720	730
...	2,135	2,150	2,050	2,100	2,150	2,200	2,250	2,300	2,350	2,400	2,450	2,500	2,550	2,600	2,650	2,700	2,750	2,800	2,850	2,900	2,950	3,000
...	159	160	150	155	160	165	170	175	180	185	190	195	200	205	210	215	220	225	230	235	240	245
...	550	560	530	540	560	570	580	590	600	610	620	630	640	650	660	670	680	690	700	710	720	730

	1995	1996	1997	1998	1999	2000
<b>Gjithësejme gj. Total (with eur)</b>	6,909	6,860	6,726	6,649	6,534	6,421
Industry	2,008	2,030	1,971	1,981	1,954	1,973
Industry	121	121	121	121	121	121
Bujqesi	1,857	1,857	1,806	1,784	1,771	1,773
Agriculture	12.3%	12.3%	12.3%	12.3%	12.3%	12.3%
Ndërtim	386	386	386	386	386	386
Construction	5.6%	5.6%	5.6%	5.6%	5.6%	5.6%
Transport	1,671	1,671	1,671	1,671	1,671	1,671
Transport	24.2%	24.2%	24.2%	24.2%	24.2%	24.2%
Të tjerë	857	857	857	857	857	857
Others	12.4%	12.4%	12.4%	12.4%	12.4%	12.4%
GDP per frym (mije lekë)	3,360	3,360	3,360	3,360	3,360	3,360
GDP per capit (In thousand)	1,800	1,800	1,800	1,800	1,800	1,800
GDP per frym	2,055	2,055	2,055	2,055	2,055	2,055
GDP per capit	3.5	3.5	3.5	3.5	3.5	3.5

Shënime:

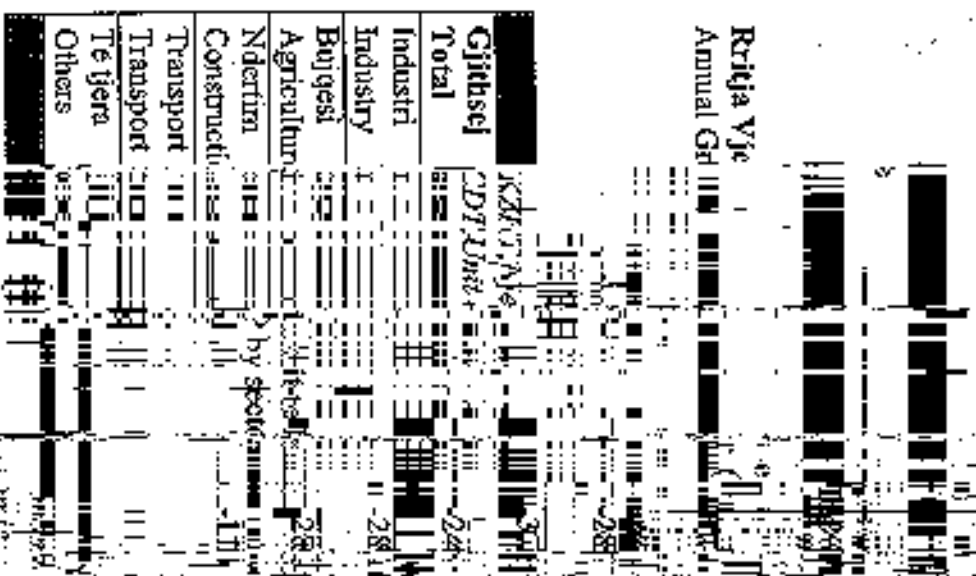
Burimi i të dhënave: Banka Botërore, MCDJ

Source: MCDJ, World Bank

Monetary Services




**Rwanda Vje**  
Annual Gd



Barini : h  
Source: M

South of Gd



504

0


50000

Total Female

50000  
100000  
150000  
200000  
250000  
300000  
350000  
400000

UNEMPLOYED

STANDARD





# Punesimi Employment

Popullsia dhe Forcat e punes  
Population and Labour force

*No mila - In thousand*

Tab.1

1995	1996
3,249	3,283
1,820	1,850
1,309	1,274
73	69
1,138	1,116

	1995	1996
Popullsia Population	3,167	
Popullsia ne moshe per punë Working age population	1,763	
Forcat e punes Labour Force	1,364	
Shkalla e pjesmerne pune % Labor Force particip. rate	77	
Te punesuar Employed	1,063	

Regjistruer te punesuar Registered employees			
Niveli i papunesise % Unemployment rate	22	18	12

## Punesimi

Employment

*No mila - In thousand*

Tab.2

	Niveli i punesuar - in thousand		Niveli i punesuar - in %	
	1995	1996	1995	1996
Te punesuar gjithesej	1,138	1,116	100	100
Total Employment				
Sektori shteteror Public sector	276	239	23.8	21.2
Sektori privat bujqesor Agriculture private sector	750	761	64.8	66.7
Sektori privat jo-bujqesor Non agricultural private sector	112	116	11.4	12.1

Alkimit NACE  
Classification

Punesumi gjithsej e  
Total employment b

	Nemite - In thousands			Nemite - In %		
	1991	1995	1996	1991	1995	1996
Gjithsej - Total	1,162	1,138	1,116	100	100	100
Bujqësi dhe peshkim Agriculture, fish	780	778	785	67.1	68.4	70.3

	1991	1995	1996	1991	1995	1996
5.1.1				3	5	7
0.9.1				9	9	0.8
1.9.1				18	21	11.6
5.1				32	51	-2.8
1.8.1				10	11	0.9
2.4.1				28	30	2.4
4.1				55	53	4.7
0.6				6	6	0.5
0.7				6	6	0.5
0.8				6	6	0.5
0.9				6	6	0.5
1.0				6	6	0.5
1.1				6	6	0.5
1.2				6	6	0.5
1.3				6	6	0.5
1.4				6	6	0.5
1.5				6	6	0.5
1.6				6	6	0.5
1.7				6	6	0.5
1.8				6	6	0.5
1.9				6	6	0.5
2.0				6	6	0.5
2.1				6	6	0.5
2.2				6	6	0.5
2.3				6	6	0.5
2.4				6	6	0.5
2.5				6	6	0.5
2.6				6	6	0.5
2.7				6	6	0.5
2.8				6	6	0.5
2.9				6	6	0.5
3.0				6	6	0.5
3.1				6	6	0.5
3.2				6	6	0.5
3.3				6	6	0.5
3.4				6	6	0.5
3.5				6	6	0.5
3.6				6	6	0.5
3.7				6	6	0.5
3.8				6	6	0.5
3.9				6	6	0.5
4.0				6	6	0.5
4.1				6	6	0.5
4.2				6	6	0.5
4.3				6	6	0.5
4.4				6	6	0.5
4.5				6	6	0.5
4.6				6	6	0.5
4.7				6	6	0.5
4.8				6	6	0.5
4.9				6	6	0.5
5.0				6	6	0.5
5.1				6	6	0.5
5.2				6	6	0.5
5.3				6	6	0.5
5.4				6	6	0.5
5.5				6	6	0.5
5.6				6	6	0.5
5.7				6	6	0.5
5.8				6	6	0.5
5.9				6	6	0.5
6.0				6	6	0.5
6.1				6	6	0.5
6.2				6	6	0.5
6.3				6	6	0.5
6.4				6	6	0.5
6.5				6	6	0.5
6.6				6	6	0.5
6.7				6	6	0.5
6.8				6	6	0.5
6.9				6	6	0.5
7.0				6	6	0.5
7.1				6	6	0.5
7.2				6	6	0.5
7.3				6	6	0.5
7.4				6	6	0.5
7.5				6	6	0.5
7.6				6	6	0.5
7.7				6	6	0.5
7.8				6	6	0.5
7.9				6	6	0.5
8.0				6	6	0.5
8.1				6	6	0.5
8.2				6	6	0.5
8.3				6	6	0.5
8.4				6	6	0.5
8.5				6	6	0.5
8.6				6	6	0.5
8.7				6	6	0.5
8.8				6	6	0.5
8.9				6	6	0.5
9.0				6	6	0.5
9.1				6	6	0.5
9.2				6	6	0.5
9.3				6	6	0.5
9.4				6	6	0.5
9.5				6	6	0.5
9.6				6	6	0.5
9.7				6	6	0.5
9.8				6	6	0.5
9.9				6	6	0.5
10.0				6	6	0.5



**Punonjesit ne sektorin shteteror**  
**Employment in public sector**

*Ne mije - In thousand*

**Tab.4**

1996	1995	1996		
239	100	100		Gjithsecj, Total
6	2.6	2.5		Bijqesi, peshkim Agriculture, fish
			Industria nxiretëse	21
			Extracting industry	17
			Industria përpunuese	38
			Processing industry	28
			Prodh. energj. elektrike	15
			Electricity production	5.6
			Ndërtim	7
			Construction	2.6
			Tregëti	15
			Trade	4
			Hotele, restorante	2
			Hotels, restaurants	1.9
			Transport, komunikacion	18
			Transport, communications	16
				10.8
				6.6

Annual (1970-1997) (thousands)

1970 1980 1990 1992 1993 1994 1995 1996 1997

1970 1980 1990 1992 1993 1994 1995 1996 1997

1970 1980 1990 1992 1993 1994 1995 1996 1997

1970 1980 1990 1992 1993 1994 1995 1996 1997

1970 1980 1990 1992 1993 1994 1995 1996 1997

1970 1980 1990 1992 1993 1994 1995 1996 1997

1970 1980 1990 1992 1993 1994 1995 1996 1997

1970 1980 1990 1992 1993 1994 1995 1996 1997

1970 1980 1990 1992 1993 1994 1995 1996 1997

1970 1980 1990 1992 1993 1994 1995 1996 1997

1970 1980 1990 1992 1993 1994 1995 1996 1997

1970 1980 1990 1992 1993 1994 1995 1996 1997

1970 1980 1990 1992 1993 1994 1995 1996 1997

1970 1980 1990 1992 1993 1994 1995 1996 1997

1970 1980 1990 1992 1993 1994 1995 1996 1997

1970 1980 1990 1992 1993 1994 1995 1996 1997

1970 1980 1990 1992 1993 1994 1995 1996 1997

1970 1980 1990 1992 1993 1994 1995 1996 1997

Female and Male

1970 1980 1990 1992 1993 1994 1995 1996 1997

1970 1980 1990 1992 1993 1994 1995 1996 1997

Zgjedhja mesatare e  
Expectation of life at birth

69.6  
70.2  
71.5  
71.5

69.3  
68.5

71.5  
72

75.5  
75.5  
75.5  
75.5  
75.5  
75.5  
75.5

72.2

72.4

72.2

71.4

74.4  
74.3  
74.3  
74.3  
74.3  
74.3  
74.3

Vitet - Year

1950-51

1979-80

1980-81

1984-85

1985-86

1986-87

1987-88

1988-89

1989-90

1990-95

Shenimi: Te dhuratave të  
Source: "Albania in fig-  
ures" and "Demographic Yearbook"

Shënimi:  
+ birth

Meshtetur - Male

Instancat - Female

67

67.7

68.7

68.7

68.7

Gjithsej - Total


68.7

68.7

54.4

Shelton's "Le dhenat"  
 Source: "Albania" by

Year	Source	Population	Notes	Year	Source	Population	Notes
1951	Shelton's "Le dhenat"	100000		1951	Shelton's "Le dhenat"	100000	
1971	Shelton's "Le dhenat"	150000		1971	Shelton's "Le dhenat"	150000	
1991	Shelton's "Le dhenat"	200000		1991	Shelton's "Le dhenat"	200000	
1992	Shelton's "Le dhenat"	200000	by sex	1992	Shelton's "Le dhenat"	200000	by sex
1993	Shelton's "Le dhenat"	200000		1993	Shelton's "Le dhenat"	200000	
1994	Shelton's "Le dhenat"	200000		1994	Shelton's "Le dhenat"	200000	
1995	Shelton's "Le dhenat"	200000		1995	Shelton's "Le dhenat"	200000	
1996	Shelton's "Le dhenat"	200000		1996	Shelton's "Le dhenat"	200000	
1997	Shelton's "Le dhenat"	200000		1997	Shelton's "Le dhenat"	200000	
1998	Shelton's "Le dhenat"	200000		1998	Shelton's "Le dhenat"	200000	
1999	Shelton's "Le dhenat"	200000		1999	Shelton's "Le dhenat"	200000	
2000	Shelton's "Le dhenat"	200000		2000	Shelton's "Le dhenat"	200000	
2001	Shelton's "Le dhenat"	200000		2001	Shelton's "Le dhenat"	200000	
2002	Shelton's "Le dhenat"	200000		2002	Shelton's "Le dhenat"	200000	
2003	Shelton's "Le dhenat"	200000		2003	Shelton's "Le dhenat"	200000	
2004	Shelton's "Le dhenat"	200000		2004	Shelton's "Le dhenat"	200000	
2005	Shelton's "Le dhenat"	200000		2005	Shelton's "Le dhenat"	200000	
2006	Shelton's "Le dhenat"	200000		2006	Shelton's "Le dhenat"	200000	
2007	Shelton's "Le dhenat"	200000		2007	Shelton's "Le dhenat"	200000	
2008	Shelton's "Le dhenat"	200000		2008	Shelton's "Le dhenat"	200000	
2009	Shelton's "Le dhenat"	200000		2009	Shelton's "Le dhenat"	200000	
2010	Shelton's "Le dhenat"	200000		2010	Shelton's "Le dhenat"	200000	
2011	Shelton's "Le dhenat"	200000		2011	Shelton's "Le dhenat"	200000	
2012	Shelton's "Le dhenat"	200000		2012	Shelton's "Le dhenat"	200000	
2013	Shelton's "Le dhenat"	200000		2013	Shelton's "Le dhenat"	200000	
2014	Shelton's "Le dhenat"	200000		2014	Shelton's "Le dhenat"	200000	
2015	Shelton's "Le dhenat"	200000		2015	Shelton's "Le dhenat"	200000	
2016	Shelton's "Le dhenat"	200000		2016	Shelton's "Le dhenat"	200000	
2017	Shelton's "Le dhenat"	200000		2017	Shelton's "Le dhenat"	200000	
2018	Shelton's "Le dhenat"	200000		2018	Shelton's "Le dhenat"	200000	
2019	Shelton's "Le dhenat"	200000		2019	Shelton's "Le dhenat"	200000	
2020	Shelton's "Le dhenat"	200000		2020	Shelton's "Le dhenat"	200000	







Sherin

Group	M	19
Age-gr		15
0-4		12
5-9		12
10-14		10
15-19		7
20-24		5
25-29		12
30-34		13
35-39		32
40-44		32
45-49		32
50-54		32
55-59		32
60-64		32
65-69		32
70-74		32
75-79		32
80+		32
Githsej		32

	Total	Male	Female	Penjohor Unknown
19	2547	1444	1103	0
19	2550	1427	1123	0
19	2401	1284	1117	5
19	2547	1390	1157	10
19	2162	1207	931	5
19	1762	911	825	24
19	1368	727	609	26
19	1368	727	609	22

	Total	Male	Female	Penjohor Unknown
19	2547	1444	1103	0
19	2550	1427	1123	0
19	2401	1284	1117	5
19	2547	1390	1157	10
19	2162	1207	931	5
19	1762	911	825	24
19	1368	727	609	26
19	1368	727	609	22

	Total	Male	Female	Penjohor Unknown
19	2547	1444	1103	0
19	2550	1427	1123	0
19	2401	1284	1117	5
19	2547	1390	1157	10
19	2162	1207	931	5
19	1762	911	825	24
19	1368	727	609	26
19	1368	727	609	22

	Total	Male	Female	Penjohor Unknown
19	2547	1444	1103	0
19	2550	1427	1123	0
19	2401	1284	1117	5
19	2547	1390	1157	10
19	2162	1207	931	5
19	1762	911	825	24
19	1368	727	609	26
19	1368	727	609	22

	Total	Male	Female	Penjohor Unknown
19	2547	1444	1103	0
19	2550	1427	1123	0
19	2401	1284	1117	5
19	2547	1390	1157	10
19	2162	1207	931	5
19	1762	911	825	24
19	1368	727	609	26
19	1368	727	609	22

	Total	Male	Female	Penjohor Unknown
19	2547	1444	1103	0
19	2550	1427	1123	0
19	2401	1284	1117	5
19	2547	1390	1157	10
19	2162	1207	931	5
19	1762	911	825	24
19	1368	727	609	26
19	1368	727	609	22

	Total	Male	Female	Penjohor Unknown
19	2547	1444	1103	0
19	2550	1427	1123	0
19	2401	1284	1117	5
19	2547	1390	1157	10
19	2162	1207	931	5
19	1762	911	825	24
19	1368	727	609	26
19	1368	727	609	22

Age specific  
 mortality

Koefficient  
 Specific

Age group	Group-mortality
1-4	2.99
5-19	10.69
20-39	3.71
40-59	38.54
60+	5.44
Gjithsej	10.64
Total	18.75

5.65

18.75

10.64

10.64

10.64

10.64

10.64

10.64

10.64

10.64

10.64

10.64

10.64

10.64

10.64

10.64

10.64

10.64

10.64

20-	199	101
25-	78	43
30-	179	131
35-	1042	154
40-	937	154
45-	899	87

480	38
202	22
22	68
3905	38

199	149	11	1
76	249	3	1
480	1971	1	1
512	3170	311	1
342	4297	32	1
237	3148	2	1
93	1054	6	1
11	85	4	1
76	230	21	1
375	14456	1	1

1996	225	152	75
428	428	335	200
2908	4212	3173	217
66	5196	3537	242
283	3628	2153	190
476	1356	665	748
10	710	47	73
63	298	2062	133
18361	13615	1034	1034

1995

1996

1997

1998

1999

2000

2001

2002

2003

2004

2005

2006

2007

2008

2009

2010

2011

	1993	1994	1995	1996
2021	137	137	137	137
2022	25	25	25	25
2023	113	113	113	113
2024	183	183	183	183
2025	94	94	94	94
2026	34	34	34	34
2027	113	113	113	113
2028	7	7	7	7
2029	28	28	28	28
2030	42	42	42	42
2031	215	215	215	215
2032	345	345	345	345
2033	350	350	350	350
2034	217	217	217	217
2035	94	94	94	94
2036	96	96	96	96
2037	183	183	183	183
2038	113	113	113	113
2039	113	113	113	113
2040	113	113	113	113
2041	113	113	113	113
2042	113	113	113	113
2043	113	113	113	113
2044	113	113	113	113
2045	113	113	113	113
2046	113	113	113	113
2047	113	113	113	113
2048	113	113	113	113
2049	113	113	113	113
2050	113	113	113	113
2051	113	113	113	113
2052	113	113	113	113
2053	113	113	113	113
2054	113	113	113	113
2055	113	113	113	113
2056	113	113	113	113
2057	113	113	113	113
2058	113	113	113	113
2059	113	113	113	113
2060	113	113	113	113
2061	113	113	113	113
2062	113	113	113	113
2063	113	113	113	113
2064	113	113	113	113
2065	113	113	113	113
2066	113	113	113	113
2067	113	113	113	113
2068	113	113	113	113
2069	113	113	113	113
2070	113	113	113	113
2071	113	113	113	113
2072	113	113	113	113
2073	113	113	113	113
2074	113	113	113	113
2075	113	113	113	113
2076	113	113	113	113
2077	113	113	113	113
2078	113	113	113	113
2079	113	113	113	113
2080	113	113	113	113
2081	113	113	113	113
2082	113	113	113	113
2083	113	113	113	113
2084	113	113	113	113
2085	113	113	113	113
2086	113	113	113	113
2087	113	113	113	113
2088	113	113	113	113
2089	113	113	113	113
2090	113	113	113	113
2091	113	113	113	113
2092	113	113	113	113
2093	113	113	113	113
2094	113	113	113	113
2095	113	113	113	113
2096	113	113	113	113
2097	113	113	113	113
2098	113	113	113	113
2099	113	113	113	113
2100	113	113	113	113



K19:  
K110:

Age

13-19

G  
18-24  
20-24  
A 1028.23  
Ab 30-34  
35-39  
40-44  
45-49  
50-54  
55-59  
60-64  
65-69  
70-74  
75-79  
80-84  
85-89  
90-94  
Total

Out d  
Total

Pad  
Switch

ISS

9
19
13

3220
376
187
363
2570
1903
721
1391
113
37.6
1994.0
17
34

NVest-Resistor-ty-47-as-Liever-2a3  
Lousen-Hittel

1995 1996 1997 1998 1999  
249 95 232 310 384 478  
067 284 1480 1229 767  
858 984 2015 2151 1414  
068 1102 2315 2033 1444  
1.09 975 1424 979 723  
258 429 437 267 200  
871 411 241 181 221  
927 124 1069 649 717

927
124
1069
649
717
106
106
187
342
311
146
79
37
122
18
84
169
146
150
79
37
122

153

37.6
1994.0
17
34